



NORTH DAKOTA STATE

MEN'S BASKETBALL

Contact: Wes Offerman | (701) 446-7788 | Wes.Offerman@ndsu.edu

Bison Schedule/Results (10-5, 2-0 Summit League)

November

2	Concordia Moorhead (Exhibition)	W, 90-53
11	Arkansas State	W, 76-66
13	Minnesota Morris	W, 92-62
18	^ vs. Navy	W, 66-59
19	^ vs. UNC Greensboro	L, 54-65
20	^ at High Point	W, 70-44
22	Waldorf	W, 83-52
27	at Missouri State	L, 50-64
29	at No. 7/7 Xavier	L, 55-85

December

2	at North Carolina A&T	W, 85-67
7	North Dakota	L, 56-74
14	UC Davis	W, 74-70
16	at North Dakota	W, 87-70
20	at Arkansas	L, 55-71
28	* at South Dakota State	W, 80-69
31	* Omaha	W, 82-70

January

5	* IUPUI	7 p.m.
11	* at South Dakota	7 p.m.
14	* at Denver	5 p.m.
19	* Fort Wayne	7 p.m.
21	* at Western Illinois	2 p.m.
25	* Oral Roberts	7 p.m.

February

1	* at IUPUI	6 p.m.
4	* South Dakota	2 p.m.
8	* South Dakota State	8 p.m.
11	* Denver	2 p.m.
15	* at Fort Wayne	6 p.m.
18	* Western Illinois	4 p.m.
22	* at Oral Roberts	7 p.m.
25	* at Omaha	7 p.m.

March

4-5	\$ Summit League Tournament Quarterfinals
6	\$ Summit League Tournament Semifinals
7	\$ Summit League Tournament Championship

^ High Point University Tournament (High Point, N.C.)

* Summit League games

\$ Summit League Tournament (Sioux Falls, S.D.)

All times Central

National rankings are Associated Press/USA Today Coaches



Bison Look to Continue Strong Start in League Play vs. IUPUI Thursday Night

The Game: The North Dakota State men's basketball team (10-5, 2-0) hosts the IUPUI Jaguars (7-8, 1-0) inside the Scheels Center on Thursday, Jan. 5. The Bison won two out of three meetings against the Jaguars last season, with each team winning at home and the Bison emerging victorious in the quarterfinals of the Summit League Tournament.

Jan. 5 vs. IUPUI 7 p.m. CT MidcoSN, ESPN3

Where to Watch: Thursday's game will be broadcast live on Midco Sports Network, as well as being available on ESPN3 and the WatchESPN app, in addition to GoBison.com. Brian Shawn (play-by-play) and Greg Stemen (analyst) will call the action.

Radio: Thursday's game will be broadcast on 107.9 The Fox, as well as being streamed on the Bison1660 and 107.9 The Fox apps and on GoBison.com/allaccess. Jeff Culhane (play-by-play) and Jeremy Jorgenson (analyst) will call the action.

About IUPUI: The Jaguars went 6-8 in non-conference play and opened Summit League action with an 89-71 home victory over Western Illinois on Dec. 31. IUPUI is 2-8 on the road this season, with wins at Ball State and Southern Utah.

Senior guard Darell Combs leads IUPUI with 17.9 points per game this season, and senior forward Matt O'Leary is averaging 14.7 points and 6.7 rebounds per contest. The Jaguars commit an average of 21 fouls per game -- the most in The Summit League.

Head coach Jason Gardner is in his third season at IUPUI. The Jaguars finished 13-19 overall last season, but went 9-7 in league play to finish fourth.

The Series with IUPUI: NDSU leads IUPUI 11-8 in the all-time series. The Bison had won six meetings in a row between the two schools until IUPUI won on a buzzer-beating three-pointer in Indianapolis on Jan. 31 of last season.

Last Time vs. IUPUI: Dexter Werner recorded a double-double with 18 points and 11 rebounds, and the Bison limited IUPUI to 29-percent shooting to earn a 60-45 victory in the quarterfinals of the Summit League Tournament.

A.J. Jacobson and Paul Miller added 14 and 12 points, respectively, for NDSU. Senior Kory Brown pulled down 11 rebounds.

IUPUI shot 15-for-51 (29 percent) in the game. It was the third time last season the Bison held a league opponent under 30-percent shooting. IUPUI's 45 points were a season-low for the Jaguars, as well as for all NDSU opponents.

Tale of Two Halves: The Bison have flipped the switch at halftime this season, posting a significant shooting advantage in the second half of games. NDSU is shooting 44 percent in the first half and 49 percent in the second half this season. Bison opponents are shooting 42 percent in the first half and 39 percent in the second half.

The Closer: Dexter Werner has made 35-of-45 shots after halftime this season for an impressive 78 percent.

Probable Starters

			Ht.	Wt.	Yr.	Hometown	PPG	RPG	FG%	FT%
G	2	Paul Miller	6-6	200	Jr.	Waukesha, Wis.	14.1	5.1	.431	.700
G	3	Carlin Dupree	6-3	190	Sr.	Milwaukee, Wis.	9.6	3.6	.454	.625
G	13	Khy Kabellis	6-5	185	So.	Escondido, Calif.	9.1	2.4	.336	.660
G/F	21	A.J. Jacobson	6-6	210	Jr.	Fargo, N.D.	9.9	4.9	.482	.789
F	42	Dylan Miller	6-8	240	So.	Panama, Ill.	3.2	1.8	.583	.750

Quick Facts

Name of School: North Dakota State University
City/Zip: Fargo, ND 58102 (pop. 118,000)
Founded: 1890
Enrollment: 14,432 (Fall 2016)
Nickname: Bison
School Colors: Yellow and Green (PMS 123, 343)
Arena Name: Scheels Center (capacity 5,644)
Affiliation: NCAA Division I
Conference: The Summit League (since 2007-08)
President: Dr. Dean L. Bresciani (Humboldt State, 1984)
Athletic Director: Matt Larsen (Stony Brook, 1996)
Athletic Dept. Phone: (701) 231-8981
Ticket Office Phone: (888) 231-ND SU (6378)

History

First Year of Basketball: 1897-98 (117 seasons)
All-Time Record: 1572-1103 (.587)
NCAA Division I Tournament Appearances: 3
NCAA Tournament Appearances: 11
Last NCAA Tournament: 2014-15 (2nd Round/Round of 64)
Last NCAA Opponent: No. 2 seed Gonzaga (L, 76-86, 2015)
Last NCAA Victory: No. 5 seed Oklahoma (W, 80-75 OT, 2014)

Team Info

Head Coach: David Richman (NDSU, 2002)
Record at NDSU: 53-28 (3rd season)
Career Record: 53-28 (3rd season)
Associate Head Coach: Jayden Olson (Dickinson State, 2003)
Assistant Coach: Kyan Brown (Oral Roberts, 2001)
Assistant Coach: Will Veasley (Butler, 2010)
Dir. of Operations: Casey Matthews (UNC-Wilmington, 2013)
Last Year's Record: 20-13 overall, 8-8 Summit (5th)
2015-16 Final RPI Ranking: 133
Starters Returning/Lost: 4/1
Letterwinners Returning/Lost: 8/3
Newcomers: 4

Media Relations

Men's Basketball Contact: Wes Offerman
Office: (701) 231-8047
Cell: (701) 446-7788
E-mail: Wes.Offerman@ndsu.edu
Website: www.GoBison.com
Press Row Phone: 701-231-5881

Tale of the Tape

	NDSU	IUPUI
Overall Record	10-5	7-8
League Record	2-0	1-0
Scoring Offense	71.0	78.3
Scoring Defense	65.9	75.1
Scoring Margin	+5.1	+3.3
Field-Goal Pct.	.463	.454
3-Point Pct.	.321	.379
Free-Throw Pct.	.662	.681
Rebounding Avg.	35.4	36.5
Rebounding Margin	+1.2	+0.1
Turnover Avg.	12.9	13.1
Turnover Margin	+0.4	+0.7
Asst/Turnover Ratio	0.9	1.2

2016-17 North Dakota State Bison Roster

No.	Name	Pos.	Ht.	Wt.	Yr.	Hometown (Previous School)
2	Paul Miller	G	6-6	200	Jr.	Waukesha, Wis. (Kettle Moraine HS)
3	Carlin Dupree	G	6-3	190	Sr.	Milwaukee, Wis. (Bay View HS)
4	Malik Clements	G	6-3	215	Jr.	Madison, Wis. (Madison West HS/Pearl River CC)
11	Jared Samuelson	G	6-3	180	Fr.	Gretna, Neb. (Gretna HS)
12	Zach Rammelt	G	6-2	195	RFr.	Racine, Wis. (St. Catherine's HS)
13	Khy Kabellis	G	6-5	185	So.	Escondido, Calif. (Escondido HS)
21	A.J. Jacobson	G/F	6-6	210	Jr.	Fargo, N.D. (Shanley HS)
22	Cameron Hunter	G	6-3	175	Fr.	Olathe, Kan. (Olathe East HS)
23	Deng Geu	F	6-8	210	RFr.	Sioux Falls, S.D. (Sioux Falls Washington HS)
24	Tyson Ward	G	6-6	175	Fr.	Tampa, Fla. (Tampa Prep HS)
25	Blaze Irwin	G	6-6	190	RFr.	Wahpeton, N.D. (Wahpeton HS/Minot State)
30	Spencer Eliason	F	6-9	240	So.	Chadron, Neb. (Chadron HS)
32	Evan Wesenberg	F	6-6	215	So.	Germantown, Wis. (Germantown HS)
40	Dexter Werner	F	6-6	240	Sr.	Bismarck, N.D. (Bismarck HS)
42	Dylan Miller	F	6-8	240	So.	Panama, Ill. (Hillsboro HS)

Paul's Production: Junior guard Paul Miller is averaging 21 points and eight rebounds over the last four games. He was named The Summit League's Player of the Week on Jan. 3 following two wins over South Dakota State and Omaha.

Streak Snappers: The Bison snapped South Dakota State's 34-game home win streak on Dec. 28 with an 80-69 comeback victory in Brookings. SDSU's run was the 2nd-longest active streak in the nation -- and it started following an NDSU win in Frost Arena on Jan. 25, 2014.

Take Care: NDSU committed only eight turnovers against South Dakota State on Dec. 28 -- a season-low for the Bison vs. D-I opponents. Three days later, NDSU made just 10 turnovers in a win vs. Omaha.

Second Half Burst: NDSU has topped 50 points in the second half in the last two games. The Bison scored 58 at South Dakota State on Dec. 28 and 53 vs. Omaha on Dec. 31.

Rebound Machine: Dexter Werner is averaging 13 rebounds over the last three games, and he has double-digit boards in six of the last seven contests. Over those seven games, Werner is averaging 14.1 points and 11.0 rebounds per game and shooting 73 percent.

Free Throw Improvement: The Bison made 26-of-28 at the free throw line vs. Omaha on Dec. 31. Until that game, NDSU was shooting 64 percent at the charity stripe.

Scoring Defense: The Bison lead The Summit League in scoring defense, allowing 65.9 points per game through 15 games.

Home Court: NDSU is 55-4 at home since the start of the 2012-13 season. The Bison set a then-Summit League record with 31 consecutive home wins from Dec. 2, 2013, to Jan. 3, 2016.

All Bison After Halftime: NDSU outscored SDSU 58-32 in the second half on Dec. 28, holding the Jackrabbits without a made field goal for a stretch of nearly 10 minutes, from 14:51 until 5:12 remaining in the game.

Into the Top 10: Junior A.J. Jacobson entered NDSU's career top 10 in three-pointers made at North Dakota on Dec. 16. Jacobson ranks 10th on the NDSU all-time list with 133 treys.

Shooters: Seven different Bison players made a three-pointer in the win at North Dakota on Dec. 16. Against SDSU on Dec. 28, four different Bison each made at least three treys.

50 Career Wins: NDSU head coach David Richman earned his 50th career victory on Dec. 14 when the Bison topped UC Davis, 74-70. Richman is the third-fastest coach in school history to 50 wins (77 games), and the quickest Bison coach to 50 since the 1930s.

- George Dewey (65 games, 1922-25)
- Bob Lowe (71 games, 1933-46)

CollegInsider.com Mid-Major Top 25

Issued Jan. 2, 2017

		W-L	Pts	Prv
1.	Gonzaga (31)	14-0	775	1
2.	UT Arlington	11-3	716	2
3.	Wichita State	12-3	703	4
4.	Saint Mary's	12-1	688	5
5.	UNC-Wilmington	12-2	651	3
6.	Valparaiso	11-3	620	8
7.	Chattanooga	10-3	545	9
8.	New Mexico State	13-2	480	10
9.	Fort Wayne	11-4	467	6
10.	Oakland	12-3	455	12
11.	East Tennessee State	11-3	439	11
12.	Monmouth	10-4	421	7
13.	BYU	11-4	418	13
14.	Akron	10-3	389	14
15.	Ohio	8-3	324	15
16.	Illinois State	10-4	305	17
17.	Arkansas State	10-4	242	23
18.	UL Lafayette	10-4	231	16
19.	Charleston	10-4	160	22
20.	Tennessee State	9-4	158	19
21.	Little Rock	10-4	151	24
22.	Florida Gulf Coast	11-5	126	NR
23.	Missouri State	11-4	100	NR
24.	Belmont	7-4	91	NR
25.	Central Michigan	10-3	72	NR

OTHERS RECEIVING VOTES: UMBC 47, Northeastern 42, Evansville 29, Princeton 26, Iona 23, **North Dakota State 23**, San Francisco 18, Vermont 17, Yale 14, Rider 10, Texas A&M Corpus Christi 10, Eastern Michigan 9, Harvard 9, Lehigh 9, Loyola (CHI) 9, Ball State 8, Northern Kentucky 8, CSU Bakersfield 6, Grand Canyon 6, Winthrop 6, New Hampshire 5, Sam Houston State 5, Samford 3, UNC Asheville 2, Albany 1, Bucknell 1, New Orleans 1, Georgia Southern 1.

NOTE: The Mid-Major Poll is made up of teams from the following conferences: America East, Atlantic Sun, Big Sky, Big South, Big West, Colonial, Horizon, Independents, Ivy, Metro Atlantic, Mid-American, Mid-Eastern, Missouri Valley, Northeast, Ohio Valley, Patriot, Southern, Southland, Southwestern, Summit, Sun Belt, West Coast, Western Athletic.

Summit League in the RPI (Jan. 4)

106. Omaha
108. North Dakota State
167. Fort Wayne
169. South Dakota
176. Denver
194. IUPUI
200. Oral Roberts
251. South Dakota State
321. Western Illinois

Summit League Standings

	Summit		Overall			
	Record	Win %	Record	Win %	Last 10	Streak
North Dakota State	2-0	1.000	10-5	.667	6-4	Won 2
Denver	1-0	1.000	9-5	.643	8-2	Won 6
IUPUI	1-0	1.000	7-8	.467	5-5	Won 2
Fort Wayne	1-1	.500	11-4	.733	8-2	Won 1
South Dakota	1-1	.500	10-7	.588	5-5	Lost 1
South Dakota State	1-1	.500	8-9	.471	7-3	Won 1
Western Illinois	1-1	.500	4-9	.308	3-7	Lost 1
Omaha	0-2	.000	7-8	.467	5-5	Lost 3
Oral Roberts	0-2	.000	4-12	.250	3-7	Lost 2

Comeback Win vs. UC Davis: The Bison trailed UC Davis by 10 points with under eight minutes remaining, but NDSU rallied for a 74-70 comeback victory on Dec. 14 in Fargo.

NDSU trailed 58-48 with 7:57 left in the second half before the Bison strung together a 14-2 run to take a 62-60 lead with 4:33 to play. Paul Miller scored 17 points to lead the Bison.

Kabellis vs. UC Davis: Sophomore point guard Khy Kabellis filled up the stat sheet with 15 points, 7 rebounds, 5 assists, and 3 steals in NDSU's win over UC Davis. He set new career highs in rebounds, steals and free throws made (8).

Werner Honored: Bison senior Dexter Werner was named Summit League Men's Basketball Player of the Week for his performance vs. North Dakota on Dec. 7.

Werner scored a career-high 30 points, pulled down 13 rebounds, and added three steals. He made 12-of-13 shots (92.3 percent).

Rare Feat: Dexter Werner's performance vs. North Dakota on Dec. 7 was only the fourth time in NDSU history that a Bison made 12+ FGs and shot at least 90 percent in a game.

He is one of only two players in the country this season to accomplish the same feat against a Division I opponent.

On the Glass: NDSU ripped down 20 offensive rebounds on the way to an impressive 47-25 rebounding margin in its win at North Carolina A&T on Dec. 2. It was the first time since Dec. 4, 2010, that the Bison grabbed at least 20 offensive boards against a Division I opponent. Paul Miller led NDSU with five offensive rebounds.

Geu Breaks Through: Redshirt freshman Deng Geu broke out for a season-high 18 points in 20 minutes of action at No. 7 Xavier on Nov. 29. He made seven of his first eight shots and registered three blocks against the Musketeers.

Impressive Victory: High Point's 44 points on Nov. 20 were the lowest total for a Bison opponent since NDSU held North Dakota to 42 on Dec. 13, 2014. The 26-point margin was the second-largest margin of victory for the Bison over a Division I opponent in the Richman era.

Hot Hand: A.J. Jacobson went a perfect 6-for-6 from three-point range vs. UNC Greensboro on Nov. 19, scoring 18 points to lead all players.

Picked Third: NDSU has been picked to finish third in The Summit League this season, according to the annual preseason poll of league head coaches, sports information directors and media.

NDSU junior guard Paul Miller was voted to the preseason All-Summit League first team, while senior forward Dexter Werner claimed a spot on the second team.

Fort Wayne topped the preseason poll with 491 points and 18 first-place votes. South Dakota State came in second with 424 points and nine first-place votes, and the Bison were third with 422 points and four first-place votes.

On a Run: With 93 victories over the past four seasons, the Bison are in the midst of the most successful four-year stretch in program history.

NDSU has swept the Summit League regular season and tournament titles three times in an eight-year span (2009, 2014, 2015), winning a school-record 26 games in both 2008-09 and 2013-14.

NDSU Game-by-Game Starting Lineups

Date	Opponent	1	2	3	4	5	Record with lineup
Nov. 11	Arkansas State	Kabellis	Dupree	P. Miller	Jacobson	Werner	
Nov. 13	Minnesota Morris	Kabellis	Dupree	P. Miller	Jacobson	Werner	
Nov. 18	vs. Navy	Kabellis	Dupree	P. Miller	Jacobson	Werner	
Nov. 19	vs. UNC Greensboro	Kabellis	Dupree	P. Miller	Jacobson	Werner	
Nov. 20	at High Point	Kabellis	Dupree	P. Miller	Jacobson	Werner	
Nov. 22	Waldorf	Kabellis	Dupree	P. Miller	Geu	Werner	(1-0)
Nov. 27	at Missouri State	Kabellis	Dupree	P. Miller	Jacobson	Werner	
Nov. 29	at No. 7 Xavier	Kabellis	Dupree	P. Miller	Jacobson	Werner	
Dec. 2	at North Carolina A&T	Kabellis	Dupree	P. Miller	Jacobson	Werner	
Dec. 7	North Dakota	Kabellis	Dupree	P. Miller	Jacobson	Werner	(5-4)
Dec. 14	UC Davis	Kabellis	Dupree	P. Miller	Jacobson	D. Miller	
Dec. 16	at North Dakota	Kabellis	Dupree	P. Miller	Jacobson	D. Miller	
Dec. 20	at Arkansas	Kabellis	Dupree	P. Miller	Jacobson	D. Miller	
Dec. 28	at South Dakota State	Kabellis	Dupree	P. Miller	Jacobson	D. Miller	
Dec. 31	Omaha	Kabellis	Dupree	P. Miller	Jacobson	D. Miller	(4-1)

Leaders, Double-Digits & Double-Doubles

SCORING LEADERS

	Season	Career
2 Paul Miller	8	23
3 Carlin Dupree		4
13 Khy Kabellis	2	4
21 A.J. Jacobson	2	15
23 Deng Geu	1	1
40 Dexter Werner	3	8
42 Dylan Miller		1

REBOUNDING LEADERS

	Season	Career
2 Paul Miller	4	12
3 Carlin Dupree	3	9
4 Malik Clements		2
13 Khy Kabellis		1
21 A.J. Jacobson	3	13
23 Deng Geu	3	3
24 Tyson Ward	2	2
40 Dexter Werner	8	33
42 Dylan Miller		2

ASSIST LEADERS

	Season	Career
2 Paul Miller	3	12
3 Carlin Dupree		31
11 Jared Samuelson	1	1
13 Khy Kabellis	10	20
21 A.J. Jacobson		13
24 Tyson Ward	2	2
40 Dexter Werner	1	4
42 Dylan Miller		1

DOUBLE-DIGIT SCORING

	Season	Career
2 Paul Miller	9	41
3 Carlin Dupree	7	30
4 Malik Clements		6
11 Jared Samuelson	2	2
13 Khy Kabellis	8	20
21 A.J. Jacobson	7	50
23 Deng Geu	2	2
24 Tyson Ward	3	3
30 Spencer Eliason		1
32 Evan Wesenberg		1
40 Dexter Werner	7	33
42 Dylan Miller		1

DOUBLE-DIGIT REBOUNDS

	Season	Career
2 Paul Miller	2	3
40 Dexter Werner	6	14

DOUBLE-DOUBLES

	Season	Career
2 Paul Miller	2	3
40 Dexter Werner	4	9

2016-17 North Dakota State Basketball
North Dakota State Combined Team Statistics (as of Jan 03, 2017)
All games

RECORD:	OVERALL	HOME	AWAY	NEUTRAL
ALL GAMES	10-5	5-1	4-3	1-1
CONFERENCE	2-0	1-0	1-0	0-0
NON-CONFERENCE	8-5	4-1	3-3	1-1

#	Player	gp-gs	min	avg	Total	3-Point	F-Throw	Rebounds																	
					fg-fga	fg%	3fg-fga	3fg%	ft-fa	ft%	off	def	tot	avg	pf	dq	a	to	blk	stl	pts	avg			
02	Paul Miller	15-15	477	31.8	69-160	.431	24-81	.296	49-70	.700	9	68	77	5.1	27	0	30	32	9	12	211	14.1			
40	Dexter Werner	15-10	356	23.7	62-92	.674	0-1	.000	36-55	.655	42	74	116	7.7	41	1	16	11	14	23	160	10.7			
21	A.J. Jacobson	14-14	403	28.8	41-85	.482	27-54	.500	30-38	.789	5	64	69	4.9	39	1	19	25	12	10	139	9.9			
03	Carlin Dupree	15-15	442	29.5	54-119	.454	6-24	.250	30-48	.625	11	43	54	3.6	26	1	29	35	2	20	144	9.6			
13	Khy Kabellis	15-15	483	32.2	44-131	.336	16-60	.267	33-50	.660	5	31	36	2.4	29	2	45	41	3	19	137	9.1			
23	Deng Geu	15-1	194	12.9	33-68	.485	4-17	.235	14-25	.560	19	27	46	3.1	27	0	5	17	8	3	84	5.6			
24	Tyson Ward	15-0	280	18.7	31-76	.408	11-38	.289	6-11	.545	13	23	36	2.4	34	0	15	16	0	6	79	5.3			
42	Dylan Miller	14-5	133	9.5	21-36	.583	0-2	.000	3-4	.750	9	16	25	1.8	15	0	3	3	6	1	45	3.2			
30	Spencer Eliason	11-0	98	8.9	10-18	.556	0-0	.000	5-11	.455	10	11	21	1.9	10	0	5	7	1	2	25	2.3			
11	Jared Samuelson	14-0	88	6.3	10-25	.400	8-22	.364	2-2	1.000	1	6	7	0.5	5	0	8	4	0	1	30	2.1			
32	Evan Wesenberg	5-0	26	5.2	4-6	.667	0-0	.000	0-0	.000	0	2	2	0.4	5	0	0	2	0	0	8	1.6			
12	Zach Rammelt	6-0	20	3.3	1-4	.250	1-3	.333	0-0	.000	0	2	2	0.3	0	0	2	0	0	0	3	0.5			
Team											19	21	40				1								
Total.....		15	3000		380-820	.463	97-302	.321	208-314	.662	143	388	531	35.4	258	5	177	194	55	97	1065	71.0			
Opponents.....		15	3000		342-841	.407	113-311	.363	191-279	.685	161	352	513	34.2	291	-	189	200	43	95	988	65.9			

TEAM STATISTICS	NDSU	OPP	Date	Opponent	Score	Att.
SCORING	1065	988	11/11/16	ARKANSAS STATE	w 76-66	5005
Points per game	71.0	65.9	11/13/16	MINNESOTA MORRIS	w 92-62	1723
Scoring margin	+5.1	-	11/18/16	vs Navy	w 66-59	1750
FIELD GOALS-ATT	380-820	342-841	11/19/16	vs UNC Greensboro	L 54-65	1750
Field goal pct	.463	.407	11/20/16	at High Point	w 70-44	1100
3 POINT FG-ATT	97-302	113-311	11/22/16	WALDORF	w 83-52	1845
3-point FG pct	.321	.363	11/27/16	at Missouri State	L 50-64	3765
3-pt FG made per game	6.5	7.5	11/29/16	at Xavier	L 55-85	10250
FREE THROWS-ATT	208-314	191-279	12/02/16	at North Carolina A&T	w 85-67	747
Free throw pct	.662	.685	12/07/16	NORTH DAKOTA	L 56-74	5022
F-Throws made per game	13.9	12.7	12/14/16	UC DAVIS	w 74-70	2921
REBOUNDS	531	513	12/16/16	at North Dakota	w 87-70	2428
Rebounds per game	35.4	34.2	12/20/16	at Arkansas	L 55-71	16006
Rebounding margin	+1.2	-	* 12/28/16	at South Dakota State	w 80-69	2854
ASSISTS	177	189	* 12/31/16	OMAHA	w 82-70	3176
Assists per game	11.8	12.6	* = Conference game			
TURNOVERS	194	200				
Turnovers per game	12.9	13.3				
Turnover margin	+0.4	-				
Assist/turnover ratio	0.9	0.9				
STEALS	97	95				
Steals per game	6.5	6.3				
BLOCKS	55	43				
Blocks per game	3.7	2.9				
ATTENDANCE	19692	40650				
Home games-Avg/Game	6-3282	7-5307				
Neutral site-Avg/Game	-	2-1750				

Score by Periods	1st	2nd	Totals
North Dakota State	483	582	1065
Opponents	477	511	988

NDSU Summit League-Only Stats

RECORD:	OVERALL	HOME	AWAY	NEUTRAL
ALL GAMES	2-0	1-0	1-0	0-0
CONFERENCE	2-0	1-0	1-0	0-0
NON-CONFERENCE	0-0	0-0	0-0	0-0

#	Player	gp-gs	min	avg	Total		3-Point		F-Throw		Rebounds				pf	dq	a	to	blk	stl	pts	avg
					fg-fga	fg%	3fg-fga	3fg%	ft-fa	ft%	off	def	tot	avg								
02	Paul Miller	2-2	79	39.5	13-29	.448	6-18	.333	11-14	.786	0	16	16	8.0	5	0	8	4	1	1	43	21.5
40	Dexter Werner	2-0	59	29.5	9-13	.692	0-0	.000	9-10	.900	10	17	27	13.5	7	0	4	2	1	2	27	13.5
21	A.J. Jacobson	2-2	62	31.0	7-15	.467	7-13	.538	4-4	1.000	0	11	11	5.5	6	0	5	3	2	1	25	12.5
03	Carlin Dupree	2-2	55	27.5	8-19	.421	0-5	.000	8-10	.800	2	3	5	2.5	3	0	4	4	0	1	24	12.0
13	Khy Kabellis	2-2	54	27.0	5-18	.278	4-9	.444	1-4	.250	0	4	4	2.0	5	0	2	1	0	3	15	7.5
11	Jared Samuelson	2-0	29	14.5	3-8	.375	3-8	.375	2-2	1.000	0	1	1	0.5	1	0	2	1	0	0	11	5.5
24	Tyson Ward	2-0	23	11.5	3-7	.429	1-4	.250	0-0	.000	0	0	0	0.0	4	0	1	1	0	1	7	3.5
23	Deng Geu	2-0	18	9.0	3-7	.429	0-2	.000	0-0	.000	1	1	2	1.0	4	0	1	0	0	1	6	3.0
42	Dylan Miller	2-2	21	10.5	2-2	1.000	0-0	.000	0-0	.000	3	1	4	2.0	2	0	1	2	1	0	4	2.0
Team											1	3	4									
Total.....		2	400		53-118	.449	21-59	.356	35-44	.795	17	57	74	37.0	37	0	28	18	5	10	162	81.0
Opponents.....		2	400		44-115	.383	19-53	.358	32-46	.696	23	52	75	37.5	41	-	20	26	4	12	139	69.5

TEAM STATISTICS	NDSU	OPP
SCORING	162	139
Points per game	81.0	69.5
Scoring margin	+11.5	-
FIELD GOALS-ATT	53-118	44-115
Field goal pct	.449	.383
3 POINT FG-ATT	21-59	19-53
3-point FG pct	.356	.358
3-pt FG made per game	10.5	9.5
FREE THROWS-ATT	35-44	32-46
Free throw pct	.795	.696
F-Throws made per game	17.5	16.0
REBOUNDS	74	75
Rebounds per game	37.0	37.5
Rebounding margin	-0.5	-
ASSISTS	28	20
Assists per game	14.0	10.0
TURNOVERS	18	26
Turnovers per game	9.0	13.0
Turnover margin	+4.0	-
Assist/turnover ratio	1.6	0.8
STEALS	10	12
Steals per game	5.0	6.0
BLOCKS	5	4
Blocks per game	2.5	2.0
ATTENDANCE	3176	2854
Home games-Avg/Game	1-3176	1-2854
Neutral site-Avg/Game	-	0-0

Date	Opponent		Score	Att.
* 12/28/16	at South Dakota State	w	80-69	2854
* 12/31/16	OMAHA	w	82-70	3176

* = Conference game

Score by Periods	1st	2nd	Totals
North Dakota State	51	111	162
Opponents	65	74	139

NDSU Statistics Game-by-Game

Opponent	Date	Score		Total		3-Pointers		Free throws		Rebounds				pf	a	t/o	blk	stl	pts	avg
				fg-fga	pct	3fg-fga	pct	ft-fita	pct	off	def	tot	avg							
ARKANSAS STATE	11/11/16	76-66	W	23-46	.500	1-11	.091	29-42	.690	7	25	32	32.0	18	9	14	6	10	76	76.0
MINNESOTA MORRIS	11/13/16	92-62	W	31-62	.500	9-18	.500	21-24	.875	9	27	36	34.0	11	13	11	4	5	92	84.0
vs Navy	11/18/16	66-59	W	22-45	.489	4-13	.308	18-28	.643	9	23	32	33.3	17	6	16	7	10	66	78.0
vs UNC Greensboro	11/19/16	54-65	L	20-40	.500	9-18	.500	5-8	.625	2	25	27	31.8	13	14	20	4	6	54	72.0
at High Point	11/20/16	70-44	W	27-53	.509	6-18	.333	10-15	.667	10	28	38	33.0	19	15	12	3	8	70	71.6
WALDORF	11/22/16	83-52	W	36-69	.522	8-20	.400	3-6	.500	15	30	45	35.0	13	18	7	3	8	83	73.5
at Missouri State	11/27/16	50-64	L	22-60	.367	5-19	.263	1-4	.250	13	22	35	35.0	16	6	15	4	7	50	70.1
at Xavier	11/29/16	55-85	L	24-54	.444	2-15	.133	5-13	.385	8	19	27	34.0	15	11	14	7	5	55	68.2
at North Carolina A&T	12/02/16	85-67	W	26-55	.473	7-22	.318	26-38	.684	20	27	47	35.4	19	15	12	3	6	85	70.1
NORTH DAKOTA	12/07/16	56-74	L	24-58	.414	1-20	.050	7-16	.438	11	26	37	35.6	15	5	13	2	5	56	68.7
UC DAVIS	12/14/16	74-70	W	24-49	.490	8-22	.364	18-29	.621	6	21	27	34.8	19	13	12	2	8	74	69.2
at North Dakota	12/16/16	87-70	W	30-57	.526	9-20	.450	18-26	.692	8	32	40	35.2	30	12	15	2	2	87	70.7
at Arkansas	12/20/16	55-71	L	18-54	.333	7-27	.259	12-21	.571	8	26	34	35.2	16	12	15	3	7	55	69.5
at South Dakota State	12/28/16	80-69	W	29-63	.460	13-39	.333	9-16	.563	9	29	38	35.4	20	18	8	2	7	80	70.2
OMAHA	12/31/16	82-70	W	24-55	.436	8-20	.400	26-28	.929	8	28	36	35.4	17	10	10	3	3	82	71.0
North Dakota State		1065		380-820	.463	97-302	.321	208-314	.662	143	388	531	35.4	258	177	194	55	97	1065	71.0
Opponents		988		342-841	.407	113-311	.363	191-279	.685	161	352	513	34.2	291	189	200	43	95	988	65.9

Games played: 15

Points/game: 71.0

FG Pct: 46.3

3FG Pct: 32.1

FT Pct: 66.2

Rebounds/game: 35.4

Assists/game: 11.8

Turnovers/game: 12.9

Assist/turnover ratio: 0.9

Steals/game: 6.5

Blocks/game: 3.7

Opponent Statistics Game-by-Game

Opponent	Date	Score		Total		3-Pointers		Free throws		Rebounds				pf	a	t/o	blk	stl	pts	avg
				fg-fga	pct	3fg-fga	pct	ft-fita	pct	off	def	tot	avg							
ARKANSAS STATE	11/11/16	76-66	W	25-57	.439	5-16	.313	11-15	.733	10	21	31	31.0	35	14	16	1	5	66	66.0
MINNESOTA MORRIS	11/13/16	92-62	W	24-60	.400	12-27	.444	2-3	.667	9	22	31	31.0	18	18	21	6	6	62	64.0
vs Navy	11/18/16	66-59	W	19-48	.396	5-19	.263	16-23	.696	12	21	33	31.7	24	12	17	2	7	59	62.3
vs UNC Greensboro	11/19/16	54-65	L	23-55	.418	9-22	.409	10-13	.769	9	20	29	31.0	14	12	9	2	9	65	63.0
at High Point	11/20/16	70-44	W	15-52	.288	4-10	.400	10-15	.667	13	21	34	31.6	16	9	15	2	7	44	59.2
WALDORF	11/22/16	83-52	W	17-53	.321	6-17	.353	12-15	.800	8	20	28	31.0	9	8	11	3	3	52	58.0
at Missouri State	11/27/16	50-64	L	22-58	.379	7-23	.304	13-18	.722	15	25	40	32.3	13	11	13	6	8	64	58.9
at Xavier	11/29/16	55-85	L	31-64	.484	10-22	.455	13-20	.650	15	28	43	33.6	12	23	7	5	9	85	62.1
at North Carolina A&T	12/02/16	85-67	W	23-52	.442	9-24	.375	12-25	.480	9	16	25	32.7	24	8	12	3	5	67	62.7
NORTH DAKOTA	12/07/16	56-74	L	27-59	.458	6-18	.333	14-15	.933	7	28	35	32.9	18	14	11	1	9	74	63.8
UC DAVIS	12/14/16	74-70	W	23-51	.451	8-23	.348	16-25	.640	11	25	36	33.2	23	11	16	3	3	70	64.4
at North Dakota	12/16/16	87-70	W	25-56	.446	4-16	.250	16-30	.533	8	24	32	33.1	26	16	10	1	6	70	64.8
at Arkansas	12/20/16	55-71	L	24-61	.393	9-21	.429	14-16	.875	12	29	41	33.7	18	13	16	4	6	71	65.3
at South Dakota State	12/28/16	80-69	W	21-54	.389	8-27	.296	19-26	.731	9	29	38	34.0	17	9	13	2	6	69	65.6
OMAHA	12/31/16	82-70	W	23-61	.377	11-26	.423	13-20	.650	14	23	37	34.2	24	11	13	2	6	70	65.9
Opponents		988		342-841	.407	113-311	.363	191-279	.685	161	352	513	34.2	291	189	200	43	95	988	65.9
North Dakota State		1065		380-820	.463	97-302	.321	208-314	.662	143	388	531	35.4	258	177	194	55	97	1065	71.0

Games played: 15

Points/game: 65.9

FG Pct: 40.7

3FG Pct: 36.3

FT Pct: 68.5

Rebounds/game: 34.2

Assists/game: 12.6

Turnovers/game: 13.3

Assist/turnover ratio: 0.9

Steals/game: 6.3

Blocks/game: 2.9

North Dakota State - INDIVIDUAL GAME HIGHS

Points	30	Dexter Werner vs North Dakota (12/07/16)
	25	Paul Miller at High Point (11/20/16)
	24	Paul Miller vs Arkansas State (11/11/16)
	22	Paul Miller vs Omaha (12/31/16)
	22	Paul Miller at North Dakota (12/16/16)
Field Goals Made	12	Dexter Werner vs North Dakota (12/07/16)
	9	Paul Miller at High Point (11/20/16)
	8	Deng Geu at Xavier (11/29/16)
	8	Khy Kabellis at Missouri State (11/27/16)
	8	Paul Miller vs Arkansas State (11/11/16)
Field Goal Att.	16	Paul Miller at South Dakota State (12/28/16)
	16	Khy Kabellis at Missouri State (11/27/16)
	16	Paul Miller at Missouri State (11/27/16)
FG Pct (min 5 made)	.923 (12-13)	Dexter Werner vs North Dakota (12/07/16)
	.818 (9-11)	Paul Miller at High Point (11/20/16)
	.778 (7-9)	A.J. Jacobson vs Minnesota Morris (11/13/16)
3-Point FG Made	6	A.J. Jacobson vs UNC Greensboro (11/19/16)
	4	A.J. Jacobson at South Dakota State (12/28/16)
	4	Paul Miller at Arkansas (12/20/16)
	4	A.J. Jacobson vs Minnesota Morris (11/13/16)
3-Point FG Att.	11	Paul Miller at South Dakota State (12/28/16)
	9	Paul Miller vs UC Davis (12/14/16)
3-Pt FG Pct (min 3 made)	1.000 (6-6)	A.J. Jacobson vs UNC Greensboro (11/19/16)
	.800 (4-5)	A.J. Jacobson vs Minnesota Morris (11/13/16)
Free Throws Made	9	A.J. Jacobson at North Dakota (12/16/16)
	8	Carlin Dupree vs Omaha (12/31/16)
	8	Khy Kabellis vs UC Davis (12/14/16)
	8	Paul Miller vs Arkansas State (11/11/16)
	8	Dexter Werner vs Arkansas State (11/11/16)
Free Throw Att.	12	Khy Kabellis vs UC Davis (12/14/16)
	12	Dexter Werner vs Arkansas State (11/11/16)
	11	Paul Miller vs Arkansas State (11/11/16)
FT Pct (min 5 made)	1.000 (8-8)	Carlin Dupree vs Omaha (12/31/16)
	1.000 (6-6)	Paul Miller vs Minnesota Morris (11/13/16)
	1.000 (6-6)	Deng Geu vs Minnesota Morris (11/13/16)
Rebounds	14	Dexter Werner at South Dakota State (12/28/16)
	13	Dexter Werner vs Omaha (12/31/16)
	13	Dexter Werner vs North Dakota (12/07/16)
Assists	6	Paul Miller at South Dakota State (12/28/16)
	5	Khy Kabellis at North Dakota (12/16/16)
	5	Khy Kabellis vs UC Davis (12/14/16)
Steals	4	Paul Miller at Missouri State (11/27/16)
	4	Dexter Werner vs Navy (11/18/16)
	4	A.J. Jacobson vs Arkansas State (11/11/16)
Blocked Shots	4	A.J. Jacobson vs Minnesota Morris (11/13/16)
	3	Dexter Werner at North Carolina A&T (12/02/16)
	3	Deng Geu at Xavier (11/29/16)
	3	Deng Geu vs Navy (11/18/16)
	3	A.J. Jacobson vs Arkansas State (11/11/16)
Minutes	40	Paul Miller at South Dakota State (12/28/16)
	39	Paul Miller vs Omaha (12/31/16)
	39	A.J. Jacobson vs Omaha (12/31/16)
	39	Paul Miller at North Dakota (12/16/16)

Individual Season and Career Highs

#2 Paul Miller

Points	25, at High Point, 11/20/16
Rebounds	10, twice, last at South Dakota State, 12/28/16
Assists	6, at South Dakota State, 12/28/16
Steals	4, at Missouri State, 11/27/16
Blocks	2, three times, last at Arkansas, 12/20/16
FGM	9, at High Point, 11/20/16
FGA	16, twice, last at South Dakota State, 12/28/16
3FGM	4, at Arkansas, 12/20/16
3FGA	11, at South Dakota State, 12/28/16
FTM	8, Arkansas State, 11/11/16
FTA	11, Arkansas State, 11/11/16

#3 Carlin Dupree

Points	Season High 18, Omaha, 12/31/16
Rebounds	7, twice, last at North Dakota, 12/16/16
Assists	4, twice, last at South Dakota State, 12/28/16
Steals	3, at North Carolina A&T, 12/2/16
Blocks	1, twice, last at Xavier, 11/29/16
FGM	6, UC Davis, 12/14/16
FGA	12, Omaha, 12/31/16
3FGM	1, six times, last at North Dakota, 12/16/16
3FGA	3, twice, last Omaha, 12/31/16
FTM	8, Omaha, 12/31/16
FTA	9, at North Carolina A&T, 12/2/16

#11 Jared Samuelson

Points	Season High 11, at South Dakota State, 12/28/16
Rebounds	2, Minnesota Morris, 11/13/16
Assists	4, Waldorf, 11/22/16
Steals	1, Minnesota Morris, 11/13/16
Blocks	none
FGM	4, Waldorf, 11/22/16
FGA	9, Waldorf, 11/22/16
3FGM	3, at South Dakota State, 12/28/16
3FGA	7, at South Dakota State, 12/28/16
FTM	2, at South Dakota State, 12/28/16
FTA	2, at South Dakota State, 12/28/16

#12 Zach Rammelt

Points	Season High 3, Waldorf, 11/22/16
Rebounds	1, twice, last at North Carolina A&T, 12/2/16
Assists	1, twice, last at Xavier, 11/29/16
Steals	none
Blocks	none
FGM	1, Waldorf, 11/22/16
FGA	3, Waldorf, 11/22/16
3FGM	1, Waldorf, 11/22/16
3FGA	2, Waldorf, 11/22/16
FTM	none
FTA	none

#13 Khy Kabellis

Points	Season High 19, at Missouri State, 11/27/16
Rebounds	7, UC Davis, 12/14/16
Assists	5, twice, last at North Dakota, 12/16/16
Steals	3, UC Davis, 12/14/16
Blocks	1, three times, last at Arkansas, 12/20/16
FGM	8, at Missouri State, 11/27/16
FGA	16, at Missouri State, 11/27/16
3FGM	3, three times, last at South Dakota St., 12/28/16
3FGA	7, three times, last at South Dakota St., 12/28/16
FTM	8, UC Davis, 12/14/16
FTA	12, UC Davis, 12/14/16

#21 A.J. Jacobson

Points	Season High 18, three times, last at North Dakota, 12/16/16
Rebounds	9, twice, last at North Carolina A&T, 12/2/16
Assists	3, three times, last at South Dakota St., 12/28/16
Steals	4, Arkansas State, 11/11/16
Blocks	4, Minnesota Morris, 11/13/16
FGM	7, Minnesota Morris, 11/13/16
FGA	9, three times, last at North Dakota, 12/16/16
3FGM	6, vs. UNC Greensboro, 11/19/16
3FGA	7, twice, last at South Dakota State, 12/28/16
FTM	9, at North Dakota, 12/16/16
FTA	10, at North Dakota, 12/16/16

Career High	27, North Carolina A&T, 11/28/15
	10, three times, last at South Dakota St., 12/28/16
	6, at South Dakota State, 12/28/16
	4, twice, last at Missouri State, 11/27/16
	2, five times, last at Arkansas, 12/20/16
	9, twice, last at High Point, 11/20/16
	19, at Fort Wayne, 1/21/16
	5, twice, last at IUPUI, 1/31/16
	11, at South Dakota State, 12/28/16
	8, three times, last Arkansas State, 11/11/16
	11, Arkansas State, 11/11/16

Career High	22, vs. Fort Wayne, 3/7/16
	7, seven times, last at North Dakota, 12/16/16
	6, three times, last Northland, 12/30/15
	5, IUPUI, 2/19/15
	2, at IUPUI, 1/11/14
	8, twice, last vs. Fort Wayne, 3/7/16
	16, at UC Davis, 11/13/15
	2, three times, last vs. South Dakota State, 3/8/16
	4, twice, last vs. South Dakota State, 3/8/16
	8, Omaha, 12/31/16
	10, Denver, 1/29/15

Career High

Career High

Career High	21, at Omaha, 2/13/16
	7, UC Davis, 12/14/16
	6, vs. UTRGV, 12/22/15
	3, UC Davis, 12/14/16
	1, eight times, last at Arkansas, 12/20/16
	8, twice, last at Missouri State, 11/27/16
	16, at Missouri State, 11/27/16
	4, at North Dakota, 12/11/15
	7, four times, last at South Dakota St., 12/28/16
	8, UC Davis, 12/14/16
	12, UC Davis, 12/14/16

Career High	23, vs. Denver, 3/7/15
	9, twice, last at North Carolina A&T, 12/2/16
	5, twice, last Montana State, 12/16/15
	4, Arkansas State, 11/11/16
	4, Minnesota Morris, 11/13/16
	8, Fort Wayne, 2/6/16
	16, twice, last vs. UTRGV, 12/22/15
	6, vs. UNC Greensboro, 11/19/16
	9, four times, last vs. UTRGV, 12/22/15
	9, at North Dakota, 12/16/16
	12, vs. Denver, 3/7/15

#23 Deng Geu

Points	Season High 18, at Xavier, 11/29/16
Rebounds	8, Waldorf, 11/22/16
Assists	1, five times, last at South Dakota State, 12/28/16
Steals	1, three times, last at South Dakota State, 12/28/16
Blocks	3, twice, last at Xavier, 11/29/16
FGM	8, at Xavier, 11/29/16
FGA	12, at Xavier, 11/29/16
3FGM	1, four times, last at North Dakota, 12/16/16
3FGA	2, five times, last at South Dakota State, 12/28/16
FTM	6, Minnesota Morris, 11/13/16
FTA	6, Minnesota Morris, 11/13/16

#24 Tyson Ward

Points	Season High 15, at North Carolina A&T, 12/2/16
Rebounds	8, Waldorf, 11/22/16
Assists	4, twice, last at High Point, 11/20/16
Steals	2, Waldorf, 11/22/16
Blocks	none
FGM	6, at North Carolina A&T, 12/2/16
FGA	11, Waldorf, 11/22/16
3FGM	2, four times, last at Arkansas, 12/20/16
3FGA	5, twice, last at North Carolina A&T, 12/2/16
FTM	2, twice, last vs. Navy, 11/18/16
FTA	2, five times, last at Arkansas, 12/20/16

#30 Spencer Eliason

Points	Season High 6, Waldorf, 11/22/16
Rebounds	6, Waldorf, 11/22/16
Assists	2, Waldorf, 11/22/16
Steals	1, twice, last at High Point, 11/20/16
Blocks	1, vs. Navy, 11/18/16
FGM	2, four times, last at Missouri State, 11/27/16
FGA	4, Minnesota Morris, 11/13/16
3FGM	none
3FGA	none
FTM	3, at Xavier, 11/29/16
FTA	7, at Xavier, 11/29/16

#32 Evan Wesenberg

Points	Season High 8, Waldorf, 11/22/16
Rebounds	2, Waldorf, 11/22/16
Assists	none
Steals	none
Blocks	none
FGM	4, Waldorf, 11/22/16
FGA	5, Waldorf, 11/22/16
3FGM	none
3FGA	none
FTM	none
FTA	none

#40 Dexter Werner

Points	Season High 30, North Dakota, 12/7/16
Rebounds	14, at South Dakota State, 12/28/16
Assists	3, Omaha, 12/31/16
Steals	4, vs. Navy, 11/18/16
Blocks	3, at North Carolina A&T, 12/2/16
FGM	12, North Dakota, 12/7/16
FGA	13, North Dakota, 12/7/16
3FGM	none
3FGA	1, at Missouri State, 11/27/16
FTM	8, Arkansas State, 11/11/16
FTA	12, Arkansas State, 11/11/16

#42 Dylan Miller

Points	Season High 9, vs. UNC Greensboro, 11/19/16
Rebounds	5, Waldorf, 11/22/16
Assists	1, three times, last Omaha, 12/31/16
Steals	1, vs. UNC Greensboro, 11/19/16
Blocks	1, six times, last at South Dakota St., 12/28/16
FGM	4, vs. UNC Greensboro, 11/19/16
FGA	5, twice, last at High Point, 11/20/16
3FGM	none
3FGA	1, twice, last Waldorf, 11/22/16
FTM	1, three times, last Waldorf, 11/22/16
FTA	2, Waldorf, 11/22/16

Career High


Career High

Career High	11, Northland College, 12/30/15
	7, Northland College, 12/30/15
	2, Waldorf, 11/22/16
	1, twice, last at High Point, 11/20/16
	1, vs. Navy, 11/18/16
	5, Northland College, 12/30/15
	7, Northland College, 12/30/15
	none
	none
	3, at Xavier, 11/29/16
	7, at Xavier, 11/29/16

Career High	12, Northland College, 12/28/14
	4, Northland College, 12/28/14
	1, four times, last Northland College, 12/28/14
	2, Minnesota-Crookston, 11/25/14
	1, Northland College, 12/28/14
	6, Northland College, 12/28/14
	9, Northland College, 12/28/14
	none
	1, Northland College, 12/28/14
	none
	2, vs. Alcorn State, 12/22/14

Career High	30, North Dakota, 12/7/16
	16, Akron, 12/16/14
	4, Northland College, 12/28/14
	4, twice, last vs. Navy, 11/18/16
	6, twice, last Montana State, 12/16/15
	12, North Dakota, 12/7/16
	14, twice, last at Oral Roberts, 1/9/16
	none
	1, twice, last at Missouri State, 11/27/16
	8, Arkansas State, 11/11/16
	12, Arkansas State, 11/11/16

Career High	19, Northland College, 12/30/15
	9, Northland College, 12/30/15
	3, Fort Wayne, 2/6/16
	2, at Oral Roberts, 1/9/16
	4, at IUPUI, 1/31/16
	9, Northland College, 12/30/15
	10, Northland College, 12/30/15
	none
	1, three times, last Waldorf, 11/22/16
	1, six times, last Waldorf, 11/22/16
	3, Northland College, 12/30/15



2

Paul Miller

6-6 | Jr. | Guard
Waukesha, Wis.
Kettle Moraine HS

Honors

Summit League Player of the Week (Jan. 3, 2017)
High Point Tournament MVP (Nov. 18-20, 2016)
2016-17 Preseason All-Summit League first team
CoSIDA Academic All-America third team (2015-16)
CoSIDA Academic All-District (2015-16)
2k Classic Sub-Regional Most Valuable Player (Nov. 2014)

GAME-BY-GAME

Opponent	Date	gs	min	Total		3-Pointers		Free throws		Rebounds											
				fg-fga	pct	3fg-fga	pct	ft-fa	pct	off	def	tot	avg	pf	a	t/o	blk	stl	pts	avg	
ARKANSAS STATE	11/11/16	*	32	8-12	.667	0-2	.000	8-11	.727	0	2	2	2.0	1	1	2	1	1	24	24.0	
MINNESOTA MORRIS	11/13/16	*	27	5-8	.625	2-5	.400	6-6	1.000	0	3	3	2.5	0	2	2	0	0	18	21.0	
vs Navy	11/18/16	*	33	3-11	.273	0-5	.000	2-3	.667	0	2	2	2.3	3	1	4	1	0	8	16.7	
vs UNC Greensboro	11/19/16	*	34	4-12	.333	2-8	.250	0-0	.000	0	5	5	3.0	0	4	3	0	0	10	15.0	
at High Point	11/20/16	*	30	9-11	.818	3-4	.750	4-5	.800	3	7	10	4.4	2	2	1	0	1	25	17.0	
WALDORF	11/22/16	*	16	3-6	.500	1-2	.500	0-0	.000	0	2	2	4.0	0	1	0	0	0	7	15.3	
at Missouri State	11/27/16	*	37	4-16	.250	0-6	.000	1-4	.250	1	8	9	4.7	2	1	2	2	4	9	14.4	
at Xavier	11/29/16	*	28	2-8	.250	0-3	.000	0-0	.000	0	1	1	4.3	1	1	2	2	0	4	13.1	
at North Carolina A&T	12/02/16	*	33	2-5	.400	0-1	.000	3-5	.600	5	3	8	4.7	2	4	4	0	1	7	12.4	
NORTH DAKOTA	12/07/16	*	21	0-8	.000	0-4	.000	0-0	.000	0	3	3	4.5	3	1	1	0	0	0	11.2	
UC DAVIS	12/14/16	*	31	5-12	.417	3-9	.333	4-6	.667	0	1	1	4.2	3	1	2	0	1	17	11.7	
at North Dakota	12/16/16	*	39	7-12	.583	3-6	.500	5-9	.556	0	8	8	4.5	3	1	2	0	1	22	12.6	
at Arkansas	12/20/16	*	37	4-10	.400	4-8	.500	5-7	.714	0	7	7	4.7	2	2	3	2	2	17	12.9	
at South Dakota State	12/28/16	*	40	7-16	.438	3-11	.273	4-6	.667	0	10	10	5.1	4	6	3	1	1	21	13.5	
OMAHA	12/31/16	*	39	6-13	.462	3-7	.429	7-8	.875	0	6	6	5.1	1	2	1	0	0	22	14.1	
Totals			15	477	69-160	.431	24-81	.296	49-70	.700	9	68	77	5.1	27	30	32	9	12	211	14.1

Games played: 15
Minutes/game: 31.8
Points/game: 14.1
FG Pct: 43.1
3FG Pct: 29.6
FT Pct: 70.0

Rebounds/game: 5.1
Assists/game: 2.0
Turnovers/game: 2.1
Assist/turnover ratio: 0.9
Steals/game: 0.8
Blocks/game: 0.6

CAREER STATS

			Total		3-Point		F-Throws		Rebounds											Scoring	
Season	gp-gs	min/avg	fg-fga	pct	fg-fga	pct	ft-fa	pct	off	def	tot	avg	pf	fo	ast	to	blk	stl	pts	avg	
2014-15	32-6	912/28.5	67-177	.379	37-97	.381	43-56	.768	9	113	122	3.8	56	1	32	26	3	18	214	6.7	
2015-16	26-25	880/33.8	133-324	.410	67-162	.414	66-85	.776	11	114	125	4.8	51	0	46	54	7	22	399	15.3	
2016-17	15-15	477/31.8	69-160	.431	24-81	.296	49-70	.700	9	68	77	5.1	27	0	30	32	9	12	211	14.1	
TOTAL	73-46	2269/31.1	269-661	.407	128-340	.376	158-211	.749	29	295	324	4.4	134	1	108	112	19	52	824	11.3	

Notable

- Led the Bison in scoring as a sophomore with 15.3 points per game
- Scored a career-high 27 points vs. North Carolina A&T on Nov. 28, 2015
- Led NDSU in scoring in 14 games of the 2015-16 season
- Scored in double figures in all but four games he played
- Poured in 13 points on 5-of-6 shooting vs. Gonzaga in the NCAA Tournament on Mar. 20, 2015



3

Carlin Dupree

6-3 | Sr. | Guard

Milwaukee, Wis.

Bay View HS

Honors

2016 Summit League All-Tournament Team

GAME-BY-GAME

Opponent	Date	gs	min	Total		3-Pointers		Free throws		Rebounds											
				fg-fga	pct	3fg-fga	pct	ft-fa	pct	off	def	tot	avg	pf	a	t/o	blk	stl	pts	avg	
ARKANSAS STATE	11/11/16	*	33	3-9	.333	0-1	.000	1-2	.500	0	5	5	5.0	2	3	3	0	2	7	7.0	
MINNESOTA MORRIS	11/13/16	*	27	5-8	.625	1-1	1.000	0-0	.000	1	6	7	6.0	2	1	1	0	1	11	9.0	
vs Navy	11/18/16	*	34	1-5	.200	0-1	.000	3-8	.375	0	5	5	5.7	0	1	3	1	2	5	7.7	
vs UNC Greensboro	11/19/16	*	32	3-5	.600	1-1	1.000	4-5	.800	0	2	2	4.8	3	1	3	0	2	11	8.5	
at High Point	11/20/16	*	34	4-7	.571	1-2	.500	2-4	.500	1	1	2	4.2	1	3	3	0	2	11	9.0	
WALDORF	11/22/16	*	21	4-5	.800	0-0	.000	0-0	.000	0	2	2	3.8	0	3	1	0	1	8	8.8	
at Missouri State	11/27/16	*	31	2-9	.222	1-2	.500	0-0	.000	0	3	3	3.7	3	0	3	0	0	5	8.3	
at Xavier	11/29/16	*	25	4-8	.500	0-2	.000	1-2	.500	2	2	4	3.8	0	2	3	1	1	9	8.4	
at North Carolina A&T	12/02/16	*	26	3-6	.500	0-0	.000	6-9	.667	2	0	2	3.6	1	1	0	0	3	12	8.8	
NORTH DAKOTA	12/07/16	*	36	3-8	.375	0-2	.000	1-3	.333	0	4	4	3.6	2	1	3	0	1	7	8.6	
UC DAVIS	12/14/16	*	36	6-9	.667	1-3	.333	2-3	.667	1	2	3	3.5	2	3	2	0	2	15	9.2	
at North Dakota	12/16/16	*	22	5-11	.455	1-2	.500	0-0	.000	2	5	7	3.8	5	4	2	0	1	11	9.3	
at Arkansas	12/20/16	*	30	3-10	.300	0-2	.000	2-2	1.000	0	3	3	3.8	2	2	4	0	1	8	9.2	
at South Dakota State	12/28/16	*	22	3-7	.429	0-2	.000	0-2	.000	1	1	2	3.6	1	4	0	0	1	6	9.0	
OMAHA	12/31/16	*	33	5-12	.417	0-3	.000	8-8	1.000	1	2	3	3.6	2	0	4	0	0	18	9.6	
Totals			15	442	54-119	.454	6-24	.250	30-48	.625	11	43	54	3.6	26	29	35	2	20	144	9.6

Games played: 15

Minutes/game: 29.5

Points/game: 9.6

FG Pct: 45.4

3FG Pct: 25.0

FT Pct: 62.5

Rebounds/game: 3.6

Assists/game: 1.9

Turnovers/game: 2.3

Assist/turnover ratio: 0.8

Steals/game: 1.3


Blocks/game: 0.1

CAREER STATS

			Total		3-Point		F-Throws		Rebounds											Scoring	
Season	gp-gs	min/avg	fg-fga	pct	fg-fga	pct	ft-fa	pct	off	def	tot	avg	pf	fo	ast	to	blk	stl	pts	avg	
2013-14	25-0	195/7.8	28-51	.549	4-12	.333	16-27	.593	8	25	33	1.3	19	0	11	20	3	6	76	3.0	
2014-15	33-33	1077/32.6	89-241	.369	9-42	.214	43-77	.558	29	121	150	4.5	60	0	86	58	2	40	230	7.0	
2015-16	27-17	747/27.7	85-186	.457	9-32	.281	42-71	.592	16	72	88	3.3	46	0	55	52	2	40	221	8.2	
2016-17	15-15	442/29.5	54-119	.454	6-24	.250	30-48	.625	11	43	54	3.6	26	1	29	35	2	20	144	9.6	
TOTAL	100-65	2461/24.6	256-597	.429	28-110	.255	131-223	.587	64	261	325	3.3	151	1	181	165	9	106	671	6.7	

Notable

- Posted the two highest point totals of his career in the semifinal (22) and championship game (19) of the 2016 Summit League Tournament
- Came off the bench in overtime of NDSU's 80-75 win over No. 5 seed Oklahoma in the 2014 NCAA Tournament
- With the game tied at 72-72 and 1:17 remaining in OT, Dupree scored four straight points on two free throws and a floater in traffic to give the Bison a 76-72 lead they would not relinquish



11

Jared Samuelson

6-3 | Fr. | Guard
Gretna, Neb.
Gretna HS

GAME-BY-GAME

Opponent	Date	gs	min	Total		3-Pointers		Free throws		Rebounds				pf	a	t/o	blk	stl	pts	avg
				fg-fga	pct	3fg-fga	pct	ft-fta	pct	off	def	tot	avg							
ARKANSAS STATE	11/11/16	1		0-1	.000	0-1	.000	0-0	.000	1	0	1	1.0	0	0	0	0	0	0	0.0
MINNESOTA MORRIS	11/13/16	14		1-1	1.000	1-1	1.000	0-0	.000	0	2	2	1.5	1	1	0	0	1	3	1.5
vs Navy	11/18/16	dnp		-	-	-	-	-	-	-	-	-	-	-	-	-	-	-	-	-
vs UNC Greensboro	11/19/16	4		0-0	.000	0-0	.000	0-0	.000	0	0	0	1.0	0	0	1	0	0	0	1.0
at High Point	11/20/16	3		0-1	.000	0-1	.000	0-0	.000	0	0	0	0.8	0	0	1	0	0	0	0.8
WALDORF	11/22/16	21		4-9	.444	2-6	.333	0-0	.000	0	0	0	0.6	2	4	1	0	0	10	2.6
at Missouri State	11/27/16	1		0-0	.000	0-0	.000	0-0	.000	0	0	0	0.5	0	0	0	0	0	0	2.2
at Xavier	11/29/16	3		1-2	.500	1-2	.500	0-0	.000	0	1	1	0.6	0	0	0	0	0	3	2.3
at North Carolina A&T	12/02/16	2		0-1	.000	0-1	.000	0-0	.000	0	1	1	0.6	0	0	0	0	0	0	2.0
NORTH DAKOTA	12/07/16	2		0-1	.000	0-1	.000	0-0	.000	0	0	0	0.6	1	0	0	0	0	0	1.8
UC DAVIS	12/14/16	2		0-0	.000	0-0	.000	0-0	.000	0	0	0	0.5	0	0	0	0	0	0	1.6
at North Dakota	12/16/16	5		1-1	1.000	1-1	1.000	0-0	.000	0	1	1	0.5	0	0	0	0	0	3	1.7
at Arkansas	12/20/16	1		0-0	.000	0-0	.000	0-0	.000	0	0	0	0.5	0	1	0	0	0	0	1.6
at South Dakota State	12/28/16	20		3-7	.429	3-7	.429	2-2	1.000	0	1	1	0.5	1	1	1	0	0	11	2.3
OMAHA	12/31/16	9		0-1	.000	0-1	.000	0-0	.000	0	0	0	0.5	0	1	0	0	0	0	2.1
Totals		0	88	10-25	.400	8-22	.364	2-2	1.000	1	6	7	0.5	5	8	4	0	1	30	2.1

Games played: 14
Minutes/game: 6.3
Points/game: 2.1
FG Pct: 40.0
3FG Pct: 36.4
FT Pct: 100.0


Rebounds/game: 0.5
Assists/game: 0.6
Turnovers/game: 0.3
Assist/turnover ratio: 2.0
Steals/game: 0.1

CAREER STATS

			Total		3-Point		F-Throws		Rebounds											Scoring	
Season	gp-gs	min/avg	fg-fga	pct	fg-fga	pct	ft-fta	pct	off	def	tot	avg	pf	fo	ast	to	blk	stl	pts	avg	
2016-17	14-0	88/6.3	10-25	.400	8-22	.364	2-2	1.000	1	6	7	0.5	5	0	8	4	0	1	30	2.1	
TOTAL	14-0	88/6.3	10-25	.400	8-22	.364	2-2	1.000	1	6	7	0.5	5	0	8	4	0	1	30	2.1	

Notable

- Averaged 15.4 points, 4.0 rebounds and 2.4 assists per game for his senior season
- Led Gretna HS to a 27-1 record and a Nebraska Class B state championship
- Named Nebraska Player of the Year by the Nebraska Basketball Coaches Association and Mr. Basketball by NebraskaHSHoops.com



12

Zach Rammelt

6-2 | R-Fr. | Guard

Racine, Wis.

St. Catherine's HS

GAME-BY-GAME

Opponent	Date	gs	min	Total		3-Pointers		Free throws		Rebounds				pf	a	t/o	blk	stl	pts	avg
				fg-fga	pct	3fg-fga	pct	ft-fta	pct	off	def	tot	avg							
ARKANSAS STATE	11/11/16		dnp	-	-	-	-	-	-	-	-	-	-	-	-	-	-	-	-	
MINNESOTA MORRIS	11/13/16		3	0-1	.000	0-1	.000	0-0	.000	0	0	0	0.0	0	0	0	0	0	0.0	
vs Navy	11/18/16		dnp	-	-	-	-	-	-	-	-	-	-	-	-	-	-	-	-	
vs UNC Greensboro	11/19/16		dnp	-	-	-	-	-	-	-	-	-	-	-	-	-	-	-	-	
at High Point	11/20/16		1	0-0	.000	0-0	.000	0-0	.000	0	1	1	0.5	0	0	0	0	0	0.0	
WALDORF	11/22/16		13	1-3	.333	1-2	.500	0-0	.000	0	0	0	0.3	0	1	0	0	0	1.0	
at Missouri State	11/27/16		dnp	-	-	-	-	-	-	-	-	-	-	-	-	-	-	-	-	
at Xavier	11/29/16		1	0-0	.000	0-0	.000	0-0	.000	0	0	0	0.3	0	1	0	0	0	0.8	
at North Carolina A&T	12/02/16		1	0-0	.000	0-0	.000	0-0	.000	0	1	1	0.4	0	0	0	0	0	0.6	
NORTH DAKOTA	12/07/16		dnp	-	-	-	-	-	-	-	-	-	-	-	-	-	-	-	-	
UC DAVIS	12/14/16		dnp	-	-	-	-	-	-	-	-	-	-	-	-	-	-	-	-	
at North Dakota	12/16/16		dnp	-	-	-	-	-	-	-	-	-	-	-	-	-	-	-	-	
at Arkansas	12/20/16		1	0-0	.000	0-0	.000	0-0	.000	0	0	0	0.3	0	0	0	0	0	0.5	
at South Dakota State	12/28/16		dnp	-	-	-	-	-	-	-	-	-	-	-	-	-	-	-	-	
OMAHA	12/31/16		dnp	-	-	-	-	-	-	-	-	-	-	-	-	-	-	-	-	
Totals		0	20	1-4	.250	1-3	.333	0-0	.000	0	2	2	0.3	0	2	0	0	0	3	0.5

Games played: 6

Minutes/game: 3.3

Points/game: 0.5

FG Pct: 25.0

3FG Pct: 33.3

Rebounds/game: 0.3

Assists/game: 0.3

Assist/turnover ratio: 99.9

CAREER STATS

Season	gp-gs	min/avg	Total		3-Point		F-Throws		Rebounds				pf	fo	ast	to	blk	stl	Scoring	
			fg-fga	pct	fg-fga	pct	ft-fta	pct	off	def	tot	avg							pts	avg
2016-17	6-0	20/3.3	1-4	.250	1-3	.333	0-0	.000	0	2	2	0.3	0	0	2	0	0	0	3	0.5
TOTAL	6-0	20/3.3	1-4	.250	1-3	.333	0-0	.000	0	2	2	0.3	0	0	2	0	0	0	3	0.5

Notable

- Sat out the entire 2015-16 season as a redshirt in the Bison program
- First-team All-Metro Classic Conference honors as a senior in 2014-15
- Averaged 11.4 points and 6 assists per game as a senior, helping lead Racine St. Catherine's to a 20-5 record and a share of the league title



13

Khy Kabellis

6-5 | So. | Guard

Escondido, Calif.

Escondido HS

GAME-BY-GAME

Opponent	Date	gs	min	Total		3-Pointers		Free throws		Rebounds				pf	a	t/o	blk	stl	pts	avg	
				fg-fga	pct	3fg-fga	pct	ft-fga	pct	off	def	tot	avg								
ARKANSAS STATE	11/11/16	*	37	1-5	.200	0-3	.000	6-8	.750	0	2	2	2.0	2	4	3	1	1	8	8.0	
MINNESOTA MORRIS	11/13/16	*	26	3-8	.375	0-2	.000	7-9	.778	0	3	3	2.5	0	2	3	0	0	13	10.5	
vs Navy	11/18/16	*	33	3-5	.600	1-2	.500	1-2	.500	2	1	3	2.7	2	3	4	0	0	8	9.7	
vs UNC Greensboro	11/19/16	*	35	1-4	.250	0-2	.000	0-2	.000	0	1	1	2.3	2	3	4	0	0	2	7.8	
at High Point	11/20/16	*	33	4-8	.500	1-4	.250	3-3	1.000	1	2	3	2.4	0	1	4	0	1	12	8.6	
WALDORF	11/22/16	*	22	5-8	.625	2-2	1.000	0-0	.000	0	1	1	2.2	2	4	0	1	2	12	9.2	
at Missouri State	11/27/16	*	36	8-16	.500	3-7	.429	0-0	.000	0	3	3	2.3	1	3	3	0	2	19	10.6	
at Xavier	11/29/16	*	33	2-8	.250	0-3	.000	0-0	.000	0	1	1	2.1	3	3	4	0	2	4	9.8	
at North Carolina A&T	12/02/16	*	32	4-11	.364	3-7	.429	4-6	.667	1	1	2	2.1	3	4	2	0	2	15	10.3	
NORTH DAKOTA	12/07/16	*	36	1-10	.100	0-4	.000	0-0	.000	0	1	1	2.0	1	2	5	0	1	2	9.5	
UC DAVIS	12/14/16	*	37	3-10	.300	1-4	.250	8-12	.667	0	7	7	2.5	2	5	1	0	3	15	10.0	
at North Dakota	12/16/16	*	37	4-11	.364	1-5	.200	1-2	.500	1	3	4	2.6	5	5	5	0	0	10	10.0	
at Arkansas	12/20/16	*	32	0-9	.000	0-6	.000	2-2	1.000	0	1	1	2.5	1	4	2	1	2	2	9.4	
at South Dakota State	12/28/16	*	26	3-10	.300	3-7	.429	1-4	.250	0	1	1	2.4	3	1	1	0	2	10	9.4	
OMAHA	12/31/16	*	28	2-8	.250	1-2	.500	0-0	.000	0	3	3	2.4	2	1	0	0	1	5	9.1	
Totals			15	483	44-131	.336	16-60	.267	33-50	.660	5	31	36	2.4	29	45	41	3	19	137	9.1

Games played: 15

Minutes/game: 32.2

Points/game: 9.1

FG Pct: 33.6

3FG Pct: 26.7

FT Pct: 66.0

Rebounds/game: 2.4

Assists/game: 3.0

Turnovers/game: 2.7

Assist/turnover ratio: 1.1

Steals/game: 1.3

Blocks/game: 0.2

CAREER STATS

Season	gp-gs	min/avg	Total		3-Point		F-Throws		Rebounds				pf	fo	ast	to	blk	stl	Scoring	
			fg-fga	pct	fg-fga	pct	ft-fa	pct	off	def	tot	avg							pts	avg
2015-16	32-20	972/30.4	92-225	.409	36-110	.327	57-81	.704	13	86	99	3.1	49	1	72	49	5	22	277	8.7
2016-17	15-15	483/32.2	44-131	.336	16-60	.267	33-50	.660	5	31	36	2.4	29	2	45	41	3	19	137	9.1
TOTAL	47-35	1455/31.0	136-356	.382	52-170	.306	90-131	.687	18	117	135	2.9	78	3	117	90	8	41	414	8.8

Notable

- Played in 32 of 33 games, making 20 starts as a true freshman
- Totaled the second-most minutes on the team, averaging 30.4 minutes per game for the season
- Scored a season-high 21 points at Omaha on Feb. 13 and 19 points vs. top-seeded Fort Wayne in the Summit League semifinals on Mar. 7
- Scored 18 points at North Dakota on Dec. 11, 2015 -- with all 18 coming in the second half -- and only missed one shot in the game



21

A.J. Jacobson6-6 | Jr. | Guard/Forward
Fargo, N.D.
Shanley HS**Honors**

All-Summit League honorable mention (2015-16)
CoSIDA Academic All-America third team (2015-16)
Summit League Player of the Week (Feb. 8, 2016)
2015-16 Preseason All-Summit League first team
All-Summit League honorable mention (2014-15)
Summit League All-Newcomer Team (2014-15)
Summit League Academic All-League (2015, 2016)

GAME-BY-GAME

Opponent	Date	gs	min	Total		3-Pointers		Free throws		Rebounds				pf	a	t/o	blk	stl	pts	avg
				fg-fga	pct	3fg-fga	pct	ft-fga	pct	off	def	tot	avg							
ARKANSAS STATE	11/11/16	*	35	4-5	.800	1-1	1.000	3-4	.750	2	7	9	9.0	4	0	0	3	4	12	12.0
MINNESOTA MORRIS	11/13/16	*	24	7-9	.778	4-5	.800	0-1	.000	1	4	5	7.0	0	1	0	4	1	18	15.0
vs Navy	11/18/16	*	20	1-2	.500	1-1	1.000	6-7	.857	0	5	5	6.3	4	0	1	0	2	9	13.0
vs UNC Greensboro	11/19/16	*	33	6-9	.667	6-6	1.000	0-0	.000	0	3	3	5.5	3	3	4	0	0	18	14.3
at High Point	11/20/16	*	28	2-5	.400	1-3	.333	0-0	.000	0	3	3	5.0	1	2	1	0	1	5	12.4
WALDORF	11/22/16	dnp		-	-	-	-	-	-	-	-	-	-	-	-	-	-	-	-	-
at Missouri State	11/27/16	*	32	1-5	.200	1-2	.500	0-0	.000	1	2	3	4.7	3	1	2	1	0	3	10.8
at Xavier	11/29/16	*	25	0-2	.000	0-1	.000	0-0	.000	0	3	3	4.4	3	2	2	0	1	0	9.3
at North Carolina A&T	12/02/16	*	27	3-8	.375	2-7	.286	5-6	.833	0	9	9	5.0	4	3	5	0	0	13	9.8
NORTH DAKOTA	12/07/16	*	37	3-8	.375	1-5	.200	0-2	.000	0	4	4	4.9	1	0	1	1	0	7	9.4
UC DAVIS	12/14/16	*	18	1-1	1.000	1-1	1.000	2-2	1.000	0	2	2	4.6	5	0	2	1	0	5	9.0
at North Dakota	12/16/16	*	34	4-9	.444	1-4	.250	9-10	.900	1	7	8	4.9	2	1	2	0	0	18	9.8
at Arkansas	12/20/16	*	28	2-7	.286	1-5	.200	1-2	.500	0	4	4	4.8	3	1	2	0	0	6	9.5
at South Dakota State	12/28/16	*	23	4-8	.500	4-7	.571	0-0	.000	0	5	5	4.8	3	3	0	0	0	12	9.7
OMAHA	12/31/16	*	39	3-7	.429	3-6	.500	4-4	1.000	0	6	6	4.9	3	2	3	2	1	13	9.9
Totals		14	403	41-85	.482	27-54	.500	30-38	.789	5	64	69	4.9	39	19	25	12	10	139	9.9

Games played: 14
Minutes/game: 28.8
Points/game: 9.9
FG Pct: 48.2
3FG Pct: 50.0
FT Pct: 78.9

Rebounds/game: 4.9
Assists/game: 1.4
Turnovers/game: 1.8
Assist/turnover ratio: 0.8
Steals/game: 0.7
Blocks/game: 0.9

CAREER STATS

			Total		3-Point		F-Throws		Rebounds											Scoring	
Season	gp-gs	min/avg	fg-fga	pct	fg-fga	pct	ft-fa	pct	off	def	tot	avg	pf	fo	ast	to	blk	stl	pts	avg	
2014-15	28-28	919/32.8	99-240	.413	54-134	.403	73-89	.820	14	103	117	4.2	79	4	49	42	7	12	325	11.6	
2015-16	33-33	1133/34.3	138-316	.437	52-150	.347	92-118	.780	17	113	130	3.9	87	2	49	41	14	18	420	12.7	
2016-17	14-14	403/28.8	41-85	.482	27-54	.500	30-38	.789	5	64	69	4.9	39	1	19	25	12	10	139	9.9	
TOTAL	75-75	2455/32.7	278-641	.434	133-338	.393	195-245	.796	36	280	316	4.2	205	7	117	108	33	40	884	11.8	

Notable

- Only Bison to start every game in the 2015-16 season
- Led the team with 34.3 minutes per game last season
- Honorable mention All-Summit League for 2014-15 and 2015-16
- Scored a career-high 23 points in a win over Denver in the quarterfinals of the Summit League Tournament in 2015
- North Dakota Class A all-time leading scorer with 2,002 career points at Shanley High School



23

Deng Geu

6-8 | R-Fr. | Forward

Sioux Falls, S.D.

Sioux Falls Washington HS

GAME-BY-GAME

Opponent	Date	gs	min	Total		3-Pointers		Free throws		Rebounds				pf	a	t/o	blk	stl	pts	avg
				fg-fga	pct	3fg-fga	pct	ft-fa	pct	off	def	tot	avg							
ARKANSAS STATE	11/11/16		8	1-2	.500	0-1	.000	1-2	.500	1	1	2	2.0	4	0	2	0	0	3	3.0
MINNESOTA MORRIS	11/13/16		21	4-9	.444	1-2	.500	6-6	1.000	2	1	3	2.5	3	1	3	0	1	15	9.0
vs Navy	11/18/16		16	2-6	.333	0-1	.000	2-3	.667	3	2	5	3.3	4	1	2	3	0	6	8.0
vs UNC Greensboro	11/19/16		7	1-1	1.000	0-0	.000	0-0	.000	0	1	1	2.8	0	0	1	1	0	2	6.5
at High Point	11/20/16		10	2-3	.667	0-1	.000	0-0	.000	1	3	4	3.0	1	1	1	1	0	4	6.0
WALDORF	11/22/16 *		20	4-10	.400	1-2	.500	0-2	.000	5	3	8	3.8	0	0	0	0	1	9	6.5
at Missouri State	11/27/16		13	1-2	.500	0-0	.000	0-0	.000	1	1	2	3.6	0	0	1	0	0	2	5.9
at Xavier	11/29/16		20	8-12	.667	1-2	.500	1-3	.333	1	3	4	3.6	2	0	1	3	0	18	7.4
at North Carolina A&T	12/02/16		7	2-4	.500	0-1	.000	1-2	.500	3	0	3	3.6	1	0	1	0	0	5	7.1
NORTH DAKOTA	12/07/16		15	2-4	.500	0-1	.000	0-0	.000	0	4	4	3.6	1	0	2	0	0	4	6.8
UC DAVIS	12/14/16		15	0-1	.000	0-1	.000	0-2	.000	0	1	1	3.4	2	0	0	0	0	0	6.2
at North Dakota	12/16/16		16	1-2	.500	1-1	1.000	3-5	.600	1	4	5	3.5	4	1	2	0	0	6	6.2
at Arkansas	12/20/16		8	2-5	.400	0-2	.000	0-0	.000	0	2	2	3.4	1	0	1	0	0	4	6.0
at South Dakota State	12/28/16		17	3-5	.600	0-2	.000	0-0	.000	1	1	2	3.3	2	1	0	0	1	6	6.0
OMAHA	12/31/16		1	0-2	.000	0-0	.000	0-0	.000	0	0	0	3.1	2	0	0	0	0	0	5.6
Totals		1	194	33-68	.485	4-17	.235	14-25	.560	19	27	46	3.1	27	5	17	8	3	84	5.6

Games played: 15

Minutes/game: 12.9

Points/game: 5.6

FG Pct: 48.5

3FG Pct: 23.5

FT Pct: 56.0

Rebounds/game: 3.1

Assists/game: 0.3

Turnovers/game: 1.1

Assist/turnover ratio: 0.3

Steals/game: 0.2

Blocks/game: 0.5

CAREER STATS

			Total		3-Point		F-Throws		Rebounds											Scoring	
Season	gp-gs	min/avg	fg-fga	pct	fg-fga	pct	ft-fa	pct	off	def	tot	avg	pf	fo	ast	to	blk	stl	pts	avg	
2016-17	15-1	194/12.9	33-68	.485	4-17	.235	14-25	.560	19	27	46	3.1	27	0	5	17	8	3	84	5.6	
TOTAL	15-1	194/12.9	33-68	.485	4-17	.235	14-25	.560	19	27	46	3.1	27	0	5	17	8	3	84	5.6	

Notable

- Sat out the entire 2015-16 season as a redshirt in the Bison program
- South Dakota's Gatorade Player of the Year as a senior (2014-15)
- Top vote-getter on the Class AA All-State team as a senior and named the Argus Leader/Sanford Pentagon Player of the Year
- Led Sioux Falls Washington HS to a 22-3 record and a state runner-up finish in Class AA as a senior



24

Tyson Ward

6-6 | Fr. | Guard

Tampa, Fla.

Tampa Prep HS

GAME-BY-GAME

Opponent	Date	gs	min	Total		3-Pointers		Free throws		Rebounds				pf	a	t/o	blk	stl	pts	avg
				fg-fga	pct	3fg-fga	pct	ft-fa	pct	off	def	tot	avg							
ARKANSAS STATE	11/11/16		16	0-4	.000	0-2	.000	1-2	.500	0	2	2	2.0	2	0	2	0	0	1	1.0
MINNESOTA MORRIS	11/13/16		18	0-6	.000	0-1	.000	2-2	1.000	3	2	5	3.5	1	4	1	0	0	2	1.5
vs Navy	11/18/16		20	4-5	.800	2-3	.667	2-2	1.000	1	2	3	3.3	2	0	0	0	1	12	5.0
vs UNC Greensboro	11/19/16		18	0-2	.000	0-1	.000	0-0	.000	0	3	3	3.3	3	0	3	0	0	0	3.8
at High Point	11/20/16		18	0-5	.000	0-2	.000	0-0	.000	0	1	1	2.8	4	4	1	0	0	0	3.0
WALDORF	11/22/16		27	4-11	.364	1-5	.200	0-0	.000	3	5	8	3.7	3	1	2	0	2	9	4.0
at Missouri State	11/27/16		15	0-1	.000	0-1	.000	0-0	.000	0	3	3	3.6	2	0	1	0	0	0	3.4
at Xavier	11/29/16		22	3-7	.429	0-2	.000	0-1	.000	2	2	4	3.6	1	2	0	0	1	6	3.8
at North Carolina A&T	12/02/16		28	6-9	.667	2-5	.400	1-2	.500	0	0	0	3.2	3	1	0	0	0	15	5.0
NORTH DAKOTA	12/07/16		16	3-6	.500	0-3	.000	0-0	.000	3	1	4	3.3	2	0	1	0	0	6	5.1
UC DAVIS	12/14/16		21	3-6	.500	2-4	.500	0-0	.000	0	1	1	3.1	1	2	2	0	0	8	5.4
at North Dakota	12/16/16		16	1-1	1.000	1-1	1.000	0-0	.000	1	0	1	2.9	4	0	2	0	0	3	5.2
at Arkansas	12/20/16		22	4-6	.667	2-4	.500	0-2	.000	0	1	1	2.8	2	0	0	0	1	10	5.5
at South Dakota State	12/28/16		12	0-3	.000	0-3	.000	0-0	.000	0	0	0	2.6	1	1	1	0	0	0	5.1
OMAHA	12/31/16		11	3-4	.750	1-1	1.000	0-0	.000	0	0	0	2.4	3	0	0	0	1	7	5.3
Totals		0	280	31-76	.408	11-38	.289	6-11	.545	13	23	36	2.4	34	15	16	0	6	79	5.3

Games played: 15

Minutes/game: 18.7

Points/game: 5.3

FG Pct: 40.8

3FG Pct: 28.9

FT Pct: 54.5

Rebounds/game: 2.4

Assists/game: 1.0

Turnovers/game: 1.1

Assist/turnover ratio: 0.9

Steals/game: 0.4

CAREER STATS

			Total		3-Point		F-Throws		Rebounds											Scoring	
Season	gp-gs	min/avg	fg-fga	pct	fg-fga	pct	ft-fa	pct	off	def	tot	avg	pf	fo	ast	to	blk	stl	pts	avg	
2016-17	15-0	280/18.7	31-76	.408	11-38	.289	6-11	.545	13	23	36	2.4	34	0	15	16	0	6	79	5.3	
TOTAL	15-0	280/18.7	31-76	.408	11-38	.289	6-11	.545	13	23	36	2.4	34	0	15	16	0	6	79	5.3	

Notable

- Earned first-team all-state recognition in Florida's Class 3A as a senior in 2015-16
- Averaged 17 points, 7.4 rebounds and 4.2 assists for his senior season, helping Tampa Prep to a district title
- Also named All-Tampa Bay by the Tampa Bay Times and first-team All-Hillsborough County by the Tampa Tribune



30

Spencer Eliason

6-9 | So. | Forward

Chadron, Neb.

Chadron HS

GAME-BY-GAME

Opponent	Date	gs	min	Total		3-Pointers		Free throws		Rebounds				pf	a	t/o	blk	stl	pts	avg
				fg-fga	pct	3fg-fga	pct	ft-fta	pct	off	def	tot	avg							
ARKANSAS STATE	11/11/16	2		0-1	.000	0-0	.000	0-0	.000	0	0	0	0.0	0	0	1	0	0	0	0.0
MINNESOTA MORRIS	11/13/16	17		2-4	.500	0-0	.000	0-0	.000	1	3	4	2.0	0	1	1	0	0	4	2.0
vs Navy	11/18/16	14		2-2	1.000	0-0	.000	0-0	.000	2	2	4	2.7	0	0	1	1	1	4	2.7
vs UNC Greensboro	11/19/16	4		0-0	.000	0-0	.000	0-0	.000	0	0	0	2.0	1	1	1	0	0	0	2.0
at High Point	11/20/16	8		1-2	.500	0-0	.000	0-0	.000	1	1	2	2.0	4	0	0	0	1	2	2.0
WALDORF	11/22/16	13		2-3	.667	0-0	.000	2-2	1.000	3	3	6	2.7	1	2	1	0	0	6	2.7
at Missouri State	11/27/16	10		2-2	1.000	0-0	.000	0-0	.000	2	0	2	2.6	0	1	1	0	0	4	2.9
at Xavier	11/29/16	19		1-1	1.000	0-0	.000	3-7	.429	1	1	2	2.5	2	0	1	0	0	5	3.1
at North Carolina A&T	12/02/16	7		0-3	.000	0-0	.000	0-0	.000	0	0	0	2.2	2	0	0	0	0	0	2.8
NORTH DAKOTA	12/07/16	3		0-0	.000	0-0	.000	0-2	.000	0	1	1	2.1	0	0	0	0	0	0	2.5
UC DAVIS	12/14/16	dnp		-	-	-	-	-	-	-	-	-	-	-	-	-	-	-	-	-
at North Dakota	12/16/16	dnp		-	-	-	-	-	-	-	-	-	-	-	-	-	-	-	-	-
at Arkansas	12/20/16	1		0-0	.000	0-0	.000	0-0	.000	0	0	0	1.9	0	0	0	0	0	0	2.3
at South Dakota State	12/28/16	dnp		-	-	-	-	-	-	-	-	-	-	-	-	-	-	-	-	-
OMAHA	12/31/16	dnp		-	-	-	-	-	-	-	-	-	-	-	-	-	-	-	-	-
Totals		0	98	10-18	.556	0-0	.000	5-11	.455	10	11	21	1.9	10	5	7	1	2	25	2.3

Games played: 11

Minutes/game: 8.9

Points/game: 2.3

FG Pct: 55.6

FT Pct: 45.5

Rebounds/game: 1.9

Assists/game: 0.5

Turnovers/game: 0.6

Assist/turnover ratio: 0.7

Steals/game: 0.2

Blocks/game: 0.1

CAREER STATS

Season	gp-gs	min/avg	Total		3-Point		F-Throws		Rebounds				pf	fo	ast	to	blk	stl	Scoring	
			fg-fga	pct	fg-fga	pct	ft-fta	pct	off	def	tot	avg							pts	avg
2015-16	11-0	45/4.1	5-9	.556	0-0	.000	2-4	.500	9	6	15	1.4	9	0	3	2	0	0	12	1.1
2016-17	11-0	98/8.9	10-18	.556	0-0	.000	5-11	.455	10	11	21	1.9	10	0	5	7	1	2	25	2.3
TOTAL	22-0	143/6.5	15-27	.556	0-0	.000	7-15	.467	19	17	36	1.6	19	0	8	9	1	2	37	1.7

Notable

- Scored a season-high 11 points on 5-for-7 shooting against Northland College on Dec. 30, 2015
- Sat out the 2014-15 season as a redshirt
- Averaged 17.5 points and 9.6 rebounds per game during for Chadron (Neb.) HS in his senior season in 2013-14
- Two-time All-Western Conference, two-time all-district and two-time all-state honorable mention selection during his career



32

Evan Wesenberg

6-6 | So. | Forward

Germantown, Wis.

Germantown HS

GAME-BY-GAME

Opponent	Date	gs	min	Total		3-Pointers		Free throws		Rebounds				pf	a	t/o	blk	stl	pts	avg
				fg-fga	pct	3fg-fga	pct	ft-fta	pct	off	def	tot	avg							
ARKANSAS STATE	11/11/16	dnp		-	-	-	-	-	-	-	-	-	-	-	-	-	-	-	-	-
MINNESOTA MORRIS	11/13/16	dnp		-	-	-	-	-	-	-	-	-	-	-	-	-	-	-	-	-
vs Navy	11/18/16	dnp		-	-	-	-	-	-	-	-	-	-	-	-	-	-	-	-	-
vs UNC Greensboro	11/19/16	dnp		-	-	-	-	-	-	-	-	-	-	-	-	-	-	-	-	-
at High Point	11/20/16	2		0-1	.000	0-0	.000	0-0	.000	0	0	0	0.0	1	0	0	0	0	0	0.0
WALDORF	11/22/16	20		4-5	.800	0-0	.000	0-0	.000	0	2	2	1.0	4	0	2	0	0	8	4.0
at Missouri State	11/27/16	dnp		-	-	-	-	-	-	-	-	-	-	-	-	-	-	-	-	-
at Xavier	11/29/16	2		0-0	.000	0-0	.000	0-0	.000	0	0	0	0.7	0	0	0	0	0	0	2.7
at North Carolina A&T	12/02/16	1		0-0	.000	0-0	.000	0-0	.000	0	0	0	0.5	0	0	0	0	0	0	2.0
NORTH DAKOTA	12/07/16	dnp		-	-	-	-	-	-	-	-	-	-	-	-	-	-	-	-	-
UC DAVIS	12/14/16	dnp		-	-	-	-	-	-	-	-	-	-	-	-	-	-	-	-	-
at North Dakota	12/16/16	dnp		-	-	-	-	-	-	-	-	-	-	-	-	-	-	-	-	-
at Arkansas	12/20/16	1		0-0	.000	0-0	.000	0-0	.000	0	0	0	0.4	0	0	0	0	0	0	1.6
at South Dakota State	12/28/16	dnp		-	-	-	-	-	-	-	-	-	-	-	-	-	-	-	-	-
OMAHA	12/31/16	dnp		-	-	-	-	-	-	-	-	-	-	-	-	-	-	-	-	-
Totals		0	26	4-6	.667	0-0	.000	0-0	.000	0	2	2	0.4	5	0	2	0	0	8	1.6

Games played: 5
 Minutes/game: 5.2
 Points/game: 1.6
 FG Pct: 66.7

Rebounds/game: 0.4
 Turnovers/game: 0.4

CAREER STATS

Season	gp-gs	min/avg	Total		3-Point		F-Throws		Rebounds				Scoring				
			fg-fga	pct	fg-fga	pct	ft-fta	pct	off	def	tot	avg	pf	fo	ast	to	blk
2014-15	17-0	80/4.7	7-15	.467	0-1	.000	0-2	.000	5	4	9	0.5	10	0	4	5	1
2016-17	5-0	26/5.2	4-6	.667	0-0	.000	0-0	.000	0	2	2	0.4	5	0	0	2	0
TOTAL	22-0	106/4.8	11-21	.524	0-1	.000	0-2	.000	5	6	11	0.5	15	0	4	7	1

Notable

- Sat out the entire 2015-16 season as a redshirt in the Bison program
- Played in 17 of 33 games for the Summit League champions as a true freshman in 2014-15
- Posted season-highs in points (12) and rebounds (4) in a win over Northland College on Dec. 28, 2014



40

Dexter Werner

6-6 | Sr. | Forward
 Bismarck, N.D.
 Bismarck HS

Honors

Summit League Player of the Week (Dec. 12, 2016)
 2016-17 Preseason All-Summit League second team
 2015-16 Preseason All-Summit League second team
 Summit League Sixth Man of the Year (2014-15)

GAME-BY-GAME

Opponent	Date	gs	min	Total		3-Pointers		Free throws		Rebounds				pf	a	t/o	blk	stl	pts	avg
				fg-fga	pct	3fg-fga	pct	ft-fa	pct	off	def	tot	avg							
ARKANSAS STATE	11/11/16	*	27	4-5	.800	0-0	.000	8-12	.667	2	3	5	5.0	3	0	1	1	2	16	16.0
MINNESOTA MORRIS	11/13/16	*	14	2-3	.667	0-0	.000	0-0	.000	1	1	2	3.5	3	0	0	0	1	4	10.0
vs Navy	11/18/16	*	30	6-9	.667	0-0	.000	2-3	.667	0	3	3	3.3	2	0	1	1	4	14	11.3
vs UNC Greensboro	11/19/16	*	22	1-3	.333	0-0	.000	0-0	.000	1	4	5	3.8	1	2	0	2	3	2	9.0
at High Point	11/20/16	*	22	3-5	.600	0-0	.000	1-3	.333	0	8	8	4.6	4	2	0	1	2	7	8.6
WALDORF	11/22/16	*	13	4-6	.667	0-0	.000	0-0	.000	2	4	6	4.8	0	2	0	1	2	8	8.5
at Missouri State	11/27/16	*	16	3-7	.429	0-1	.000	0-0	.000	4	2	6	5.0	3	0	2	1	1	6	8.1
at Xavier	11/29/16	*	15	2-3	.667	0-0	.000	0-0	.000	0	4	4	4.9	2	0	1	0	0	4	7.6
at North Carolina A&T	12/02/16	*	30	5-7	.714	0-0	.000	6-8	.750	4	8	12	5.7	2	2	0	3	0	16	8.6
NORTH DAKOTA	12/07/16	*	32	12-13	.923	0-0	.000	6-9	.667	6	7	13	6.4	3	1	0	1	3	30	10.7
UC DAVIS	12/14/16		31	3-6	.500	0-0	.000	2-4	.500	5	5	10	6.7	3	2	2	1	2	8	10.5
at North Dakota	12/16/16		20	6-9	.667	0-0	.000	0-0	.000	2	1	3	6.4	5	0	0	1	0	12	10.6
at Arkansas	12/20/16		25	2-3	.667	0-0	.000	2-6	.333	5	7	12	6.8	3	1	2	0	1	6	10.2
at South Dakota State	12/28/16		29	4-5	.800	0-0	.000	2-2	1.000	5	9	14	7.4	3	1	1	0	2	10	10.2
OMAHA	12/31/16		30	5-8	.625	0-0	.000	7-8	.875	5	8	13	7.7	4	3	1	1	0	17	10.7
Totals		10	356	62-92	.674	0-1	.000	36-55	.655	42	74	116	7.7	41	16	11	14	23	160	10.7

Games played: 15
 Minutes/game: 23.7
 Points/game: 10.7
 FG Pct: 67.4
 3FG Pct: 0.0
 FT Pct: 65.5

Rebounds/game: 7.7
 Assists/game: 1.1
 Turnovers/game: 0.7
 Assist/turnover ratio: 1.5
 Steals/game: 1.5
 Blocks/game: 0.9

CAREER STATS

			Total		3-Point		F-Throws		Rebounds										Scoring	
Season	gp-gs	min/avg	fg-fga	pct	fg-fga	pct	ft-fa	pct	off	def	tot	avg	pf	fo	ast	to	blk	stl	pts	avg
2013-14	10-0	43/4.3	9-15	.600	0-0	.000	10-20	.500	9	9	18	1.8	6	0	2	1	1	2	28	2.8
2014-15	33-3	656/19.9	107-209	.512	0-0	.000	64-95	.674	69	108	177	5.4	75	2	24	39	34	19	278	8.4
2015-16	33-2	730/22.1	104-209	.498	0-1	.000	69-116	.595	83	137	220	6.7	71	0	26	33	31	25	277	8.4
2016-17	15-10	356/23.7	62-92	.674	0-1	.000	36-55	.655	42	74	116	7.7	41	1	16	11	14	23	160	10.7
TOTAL	91-15	1785/19.6	282-525	.537	0-2	.000	179-286	.626	203	328	531	5.8	193	3	68	84	80	69	743	8.2

Notable

- Played in all 33 games and made two starts as a junior in 2015-16
- Registered four double-doubles last season
- Led the Bison in rebounding with 220 total boards and 6.7 rebounds per game
- Summit League Sixth Man of the Year as a sophomore in 2014-15
- Scored a career-high 22 points on 10-of-14 shooting against No. 2 seed Gonzaga in the 2015 NCAA Tournament



42

Dylan Miller

6-8 | So. | Forward

Panama, Ill.

Hillsboro HS

GAME-BY-GAME

Opponent	Date	gs	min	Total		3-Pointers		Free throws		Rebounds				pf	a	t/o	blk	stl	pts	avg	
				fg-fga	pct	3fg-fga	pct	ft-fga	pct	off	def	tot	avg								
ARKANSAS STATE	11/11/16		9	2-2	1.000	0-0	.000	1-1	1.000	0	2	2	2.0	0	1	0	0	0	5	5.0	
MINNESOTA MORRIS	11/13/16		9	2-5	.400	0-0	.000	0-0	.000	0	0	0	1.0	1	0	0	0	0	4	4.5	
vs Navy	11/18/16		dnp	-	-	-	-	-	-	-	-	-	-	-	-	-	-	-	-	-	
vs UNC Greensboro	11/19/16		11	4-4	1.000	0-0	.000	1-1	1.000	0	4	4	2.0	0	0	0	1	1	9	6.0	
at High Point	11/20/16		11	2-5	.400	0-1	.000	0-0	.000	3	0	3	2.3	1	0	0	1	0	4	5.5	
WALDORF	11/22/16		14	1-3	.333	0-1	.000	1-2	.500	1	4	5	2.8	1	0	0	1	0	3	5.0	
at Missouri State	11/27/16		9	1-2	.500	0-0	.000	0-0	.000	0	0	0	2.3	2	0	0	0	0	2	4.5	
at Xavier	11/29/16		7	1-3	.333	0-0	.000	0-0	.000	1	1	2	2.3	1	0	0	1	0	2	4.1	
at North Carolina A&T	12/02/16		6	1-1	1.000	0-0	.000	0-0	.000	1	1	2	2.3	1	0	0	0	0	2	3.9	
NORTH DAKOTA	12/07/16		2	0-0	.000	0-0	.000	0-0	.000	0	0	0	2.0	1	0	0	0	0	0	3.4	
UC DAVIS	12/14/16	*	9	3-4	.750	0-0	.000	0-0	.000	0	0	0	1.8	1	0	1	0	0	6	3.7	
at North Dakota	12/16/16	*	11	1-1	1.000	0-0	.000	0-0	.000	0	2	2	1.8	2	0	0	1	0	2	3.5	
at Arkansas	12/20/16	*	14	1-4	.250	0-0	.000	0-0	.000	0	1	1	1.8	2	1	0	0	0	2	3.4	
at South Dakota State	12/28/16	*	11	2-2	1.000	0-0	.000	0-0	.000	2	0	2	1.8	2	0	1	1	0	4	3.5	
OMAHA	12/31/16	*	10	0-0	.000	0-0	.000	0-0	.000	1	1	2	1.8	0	1	1	0	0	0	3.2	
Totals			5	133	21-36	.583	0-2	.000	3-4	.750	9	16	25	1.8	15	3	3	6	1	45	3.2

Games played: 14

Minutes/game: 9.5

Points/game: 3.2

FG Pct: 58.3

3FG Pct: 0.0

FT Pct: 75.0

Rebounds/game: 1.8

Assists/game: 0.2

Turnovers/game: 0.2

Assist/turnover ratio: 1.0

Steals/game: 0.1

Blocks/game: 0.4

CAREER STATS

			Total		3-Point		F-Throws		Rebounds											Scoring	
Season	gp-gs	min/avg	fg-fga	pct	fg-fga	pct	ft-fa	pct	off	def	tot	avg	pf	fo	ast	to	blk	stl	pts	avg	
2015-16	31-23	288/9.3	41-77	.532	0-1	.000	3-7	.429	25	34	59	1.9	33	0	9	11	11	8	85	2.7	
2016-17	14-5	133/9.5	21-36	.583	0-2	.000	3-4	.750	9	16	25	1.8	15	0	3	3	6	1	45	3.2	
TOTAL	45-28	421/9.4	62-113	.549	0-3	.000	6-11	.545	34	50	84	1.9	48	0	12	14	17	9	130	2.9	

Notable

- Played in 31 of 33 games and made 23 starts as a true freshman
- Shot 53.2 percent from the field for the season
- 19 points on 9-of-10 shooting against Northland College on Dec. 30, 2015
- All-state second team selection in Illinois Class 2A by the Associated Press and Chicago Sun-Times for his senior season in 2015
- Ended his career second all-time at Hillsboro (Ill.) HS in scoring with 1,520 points

Relevant NDSU Career Records

3-point field goals made

1. 257 - Ben Nemmers (110 games) - 2000-04
2. 255 - Denver TenBroek (109 games) - 1999-03
3. 244 - Mike Felt (132 games) - 2009-14
4. 228 - Ben Woodside (118 games) - 2005-09
5. 213 - Ross Manson (113 games) - 1990-94
6. 208 - Mike Nelson (118 games) - 2005-09
7. 207 - Lawrence Alexander (131 games) - 2011-15
8. 155 - Adam Dobmeier (106 games) - 2001-05
9. 142 - Juno Pintar (108 games) - 1985-89
- 10. 133 - A.J. Jacobson (75 games) - 2014-17**
- 11. 128 - Paul Miller (73 games) - 2014-17**
12. 125 - Taylor Braun (116 games) - 2010-14
13. 124 - Josh Vaughan (116 games) - 2006-10
14. 123 - Dustin Payne (113 games) - 1992-96
15. 119 - Michael Tveidt (120 games) - 2006-11
- 119 - Brett Winkelman (118 games) - 2005-09
17. 114 - Fred Riley (58 games) - 1995-97
18. 113 - Scott Majkrzak (98 games) - 1998-02
19. 110 - Fred Fridley (59 games) - 1994-96
20. 104 - Mark McGehee (56 games) - 1996-98

3-point FG percentage (min. 50 made)

1. .461 - Ben Nemmers (257-558) - 2000-04
2. .460 - Jason Retzlaff (98-213) - 1998-00
3. .444 - Fred Fridley (110-248) - 1994-96
4. .434 - Mike Nelson (208-479) - 2005-09
5. .425 - Brett Winkelman (119-280) - 2005-09
6. .417 - Scott Majkrzak (113-271) - 1998-02
7. .414 - Taylor Braun (125-302) - 2010-14
8. .407 - Ben Woodside (228-560) - 2005-09
9. .402 - Mike Felt (244-607) - 2009-14
10. .395 - Tyson Maroney (98-248) - 1993-95
- 11. .393 - A.J. Jacobson (133-338) - 2014-17**
12. .393 - Adam Witt (55-140) - 2000-04
13. .391 - Michael Tveidt (119-304) - 2006-11
14. .391 - Leonard Prescott (68-174) - 1997-99
15. .390 - Brian Piper (53-136) - 1995-97

Free throw percentage (min. 100 made)

1. .897 - Ben Nemmers (200-223) - 2000-04
2. .839 - Mike Felt (104-124) - 2009-14
3. .835 - Mike Driscoll (212-254) - 1977-81
4. .827 - Steve Stacy (134-162) - 1983-85
5. .824 - Ben Woodside (687-834) - 2005-09
6. .823 - Nate Zastrow (121-147) - 2009-13
7. .821 - Mark McGehee (197-240) - 1996-98
8. .808 - Bart Inniger (252-312) - 1988-92
9. .804 - Brett Winkelman (475-591) - 2005-09
10. .802 - Brady Lipp (154-192) - 1977-81
11. .800 - Tom Foti (292-365) - 1987-91
12. .796 - Gary Hall (121-152) - 1999-01
- 13. .796 - A.J. Jacobson (195-245) - 2014-17**
14. .796 - Paul Shogren (183-230) - 1975-79
15. .790 - Brian Sand (267-338) - 1992-96

Blocked shots

1. 220 - Jason Wenschlag - 1989-93
2. 176 - TrayVonn Wright - 2010-14
3. 146 - Joe Regnier - 1985-89
4. 112 - Chris Kading - 2011-16
5. 90 - Jordan Aaberg - 2009-14
6. 89 - Jeff Giersch - 1980-82
7. 84 - Kory Brown - 2012-16
8. 81 - Lance Berwald - 1982-84
- 9. 80 - Dexter Werner - 2013-17**
- 80 - Lucas Moormann - 2005-09
11. 74 - Andy Kelchen - 2001-05
12. 72 - Andre Smith - 2005-07
13. 68 - Dan Wilberscheid - 1984-88
- 68 - Brian Sand - 1992-96
15. 64 - Lorenzo Riley - 2005-09

Blocked shots average (min. 50 games)

1. 2.1 - Jason Wenschlag (105 games) - 1989-93
2. 1.7 - Jeff Giersch (52 games) - 1980-82
3. 1.4 - Lance Berwald (58 games) - 1982-84
4. 1.4 - TrayVonn Wright (127 games) - 2010-14
5. 1.3 - Andre Smith (55 games) - 2005-07
6. 1.3 - Joe Regnier (112 games) - 1985-89
7. 1.2 - Rich Frandeen (54 games) - 1995-97
8. 1.1 - Jeromy Thompson (54 games) - 1998-00
- 9. 0.9 - Dexter Werner (91 games) - 2013-17**
10. 0.9 - Chris Kading (129 games) - 2011-16


Steals

1. 275 - David Ryles - 1983-87
2. 255 - Jeff Askew - 1979-83
3. 181 - Paul Shogren - 1975-79
4. 177 - Mike Driscoll - 1977-81
5. 176 - Ben Woodside - 2005-09
6. 167 - Brady Lipp - 1977-81
7. 164 - Juno Pintar - 1985-89
8. 153 - Taylor Braun - 2010-14
9. 150 - Brett Winkelman - 2005-09
10. 147 - Bart Inniger - 1988-92
11. 146 - Tom Foti - 1987-91
12. 137 - Joe Hedin - 1997-01
13. 136 - Kory Brown - 2012-16
14. 130 - Lawrence Alexander - 2011-15
15. 126 - Mike Bindas - 1981-85
16. 125 - Mark McGehee - 1996-98
17. 116 - Joe Regnier - 1985-89
- 116 - Ross Manson - 1990-94
19. 112 - Jeff Griffin - 1988-93
- 20. 106 - Carlin Dupree - 2013-17**
- 106 - Ben Nemmers - 2000-04

Minutes average

1. 35.4 - Lawrence Alexander (131 games) - 2011-15
2. 34.9 - Ben Woodside (118 games) - 2005-09
- 3. 32.7 - A.J. Jacobson (75 games) - 2014-17**
4. 32.1 - Ben Nemmers (110 games) - 2000-04
5. 32.1 - Brett Winkelman (118 games) - 2005-09

North Dakota State Bison




Paul Miller
G | 6-6 | 200 | Jr.
Waukesha, Wis.



Carlin Dupree (doo-PREE)
G | 6-3 | 190 | Sr.
Milwaukee, Wis.



Malik Clements (CLEM-ents)
G | 6-3 | 215 | Jr.
Madison, Wis.



Jared Samuelson
G | 6-3 | 180 | Fr.
Gretna, Neb.



Zach Rammelt (RAM-ult)
G | 6-2 | 195 | R-Fr.
Racine, Wis.



Khy Kabellis (cuh-BELL-iss)
G | 6-5 | 185 | So.
Escondido, Calif.



A.J. Jacobson
G/F | 6-6 | 210 | Jr.
Fargo, N.D.




Cameron Hunter
G | 6-3 | 175 | Fr.
Olathe, Kan.



Deng Geu (goo)
F | 6-8 | 210 | R-Fr.
Sioux Falls, S.D.




Tyson Ward
G | 6-6 | 175 | Fr.
Tampa, Fla.



Blaze Irwin
G | 6-6 | 190 | R-Fr.
Wahpeton, N.D.




Spencer Eliason (ee-LIE-uh-son)
F | 6-9 | 240 | So.
Chadron, Neb.



Evan Wesenberg (WEEZ-en-berg)
F | 6-6 | 215 | So.
Germantown, Wis.



Dexter Werner
F | 6-6 | 240 | Sr.
Bismarck, N.D.



Dylan Miller
F | 6-8 | 240 | So.
Panama, Ill.



David Richman
Head Coach (3rd year)
North Dakota State, 2002



Jayden Olson
Assoc. Head Coach (3rd year)
Dickinson State, 2003



Kyan Brown
Assistant Coach (1st year)
Oral Roberts, 2001



Will Veasley
Assistant Coach (1st year)
Butler, 2010



Casey Matthews
Director of Operations (2nd year)
UNC-Wilmington, 2013